


FPD2-0-8000-1

2-Way, DC~8GHz, 1W

Features:
 * Small Size
 * Low Insertion Loss

Applications:
 * Amplifiers
 * Mixers
 * Antennas
 * Laboratory Test



Electrical

Frequency:	DC~8GHz
Insertion Loss ^{*1} :	1.5dB max.
VSWR:	1.3 max.
Isolation:	6dB typ.
Amplitude Balance:	±0.5dB
Phase Balance:	±5°
Impedance:	50Ω
Average Power:	1W

[1] Excluding theoretical loss 6.0dB.

Mechanical

Connectors ^{*2} :	SMA Female
	N Female
	TNC Female
	SMP Male

[2] Female connectors can be replaced with male connectors on request.

Environmental

Operating Temperature:	-35~+75°C
Non-operating Temperature:	-45~+85°C

How To Order

FPD2-0-8000-1-Y

Y: Connector type

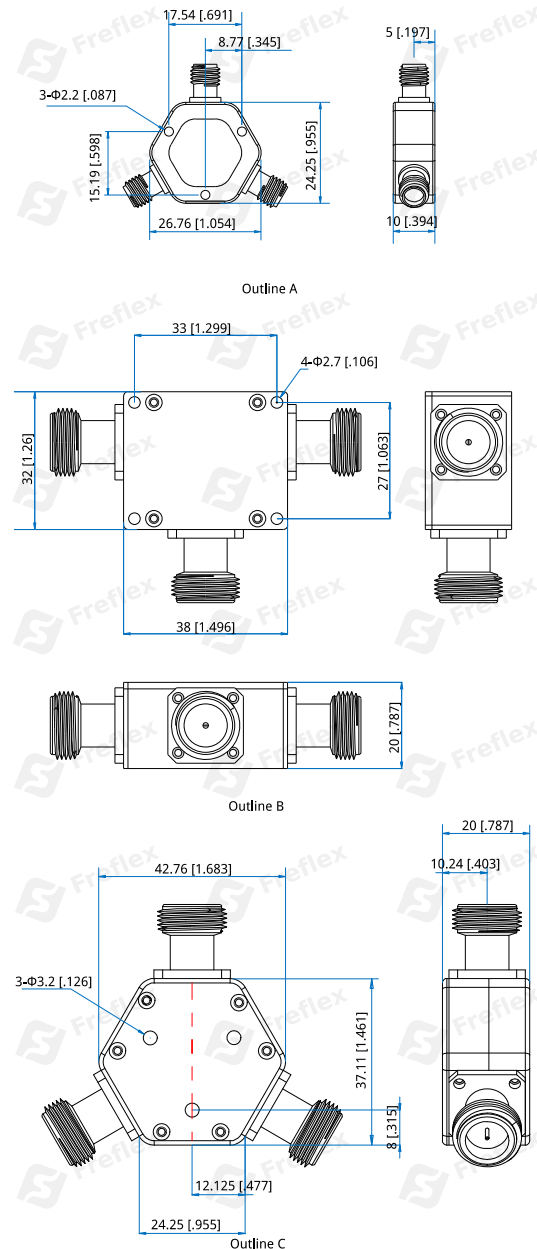
- Connector naming rules:
 S - SMA Female (Outline A)
 N - N Female (Outline B)
 N-1 - N Female (Outline C)
 T - TNC Female, Cuboid
 P - SMP Male
 T-1 - TNC Female, Rhomb

Examples:

To order a 2-way power divider, 0~8GHz, 1W, N female, specify FPD2-0-8000-1-N.

Customization is available upon request.

Outline Drawings



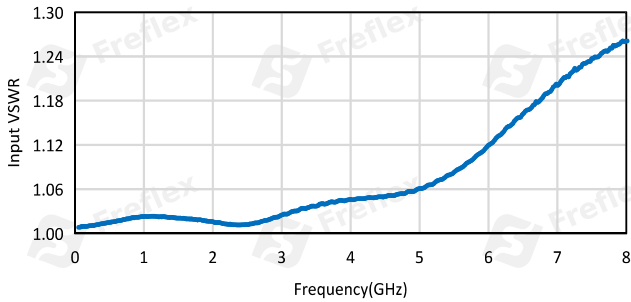
Unit: mm [in]

Tolerance: ±0.5mm [±0.02in]

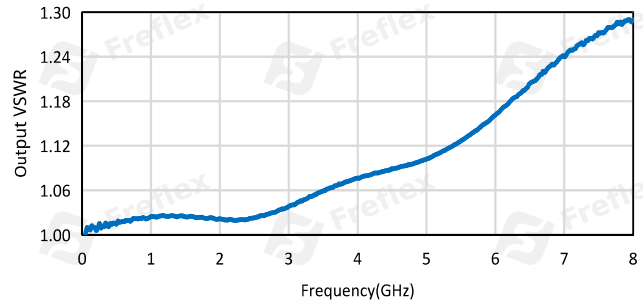
Typical Performance Curves

SMA

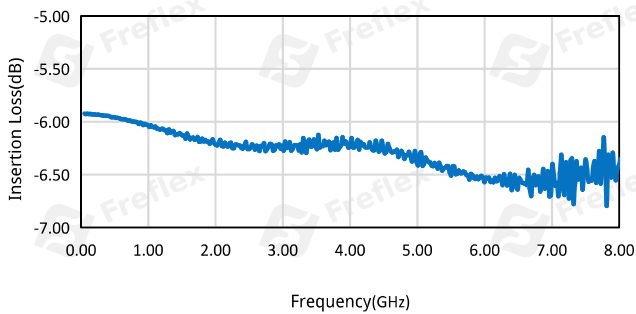
Input VSWR vs. Frequency



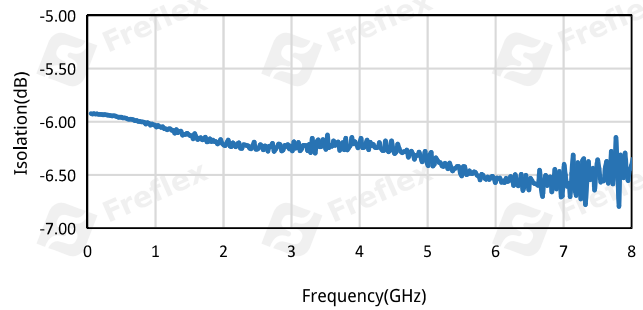
Output VSWR vs. Frequency



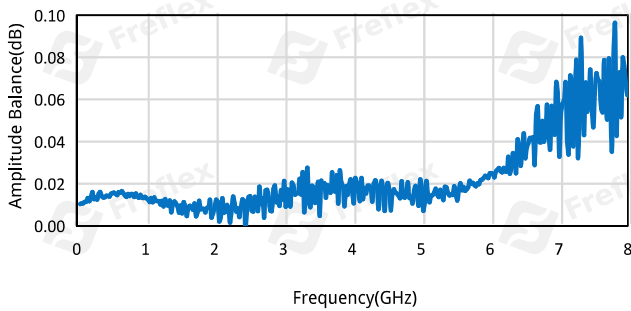
Insertion Loss vs. Frequency



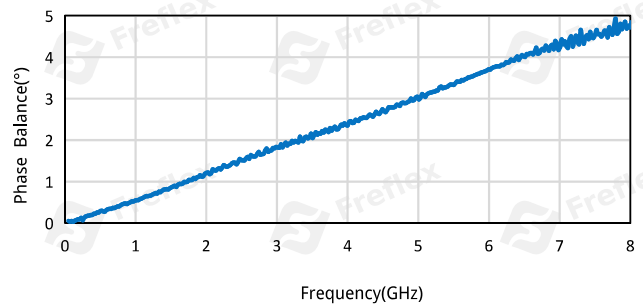
Isolation vs. Frequency



Amplitude Balance vs. Frequency

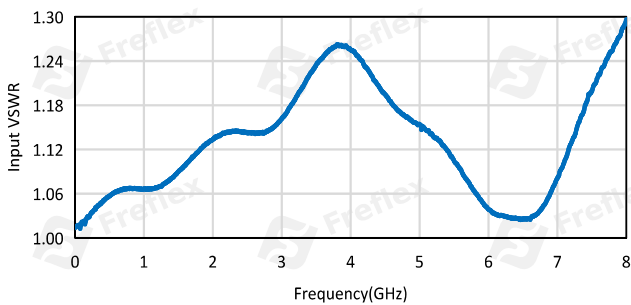


Phase Balance vs. Frequency

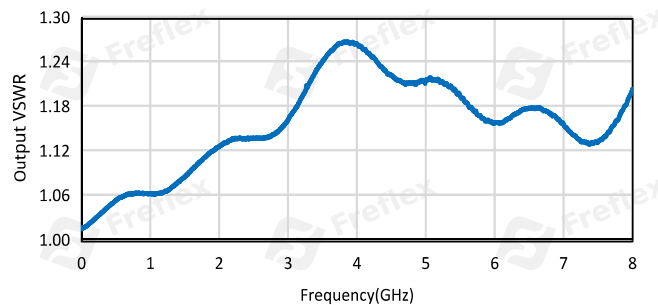


N

Input VSWR vs. Frequency

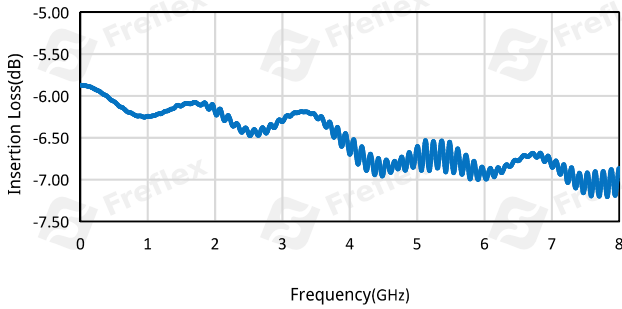


Output VSWR vs. Frequency

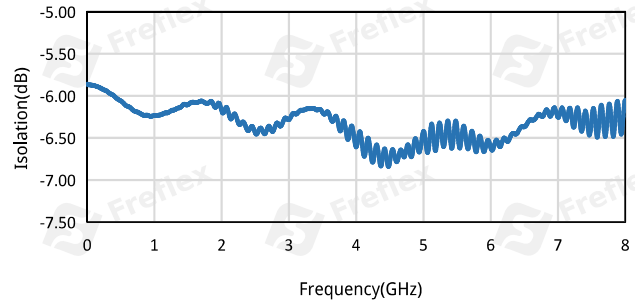


2-Way Resistive Power Divider

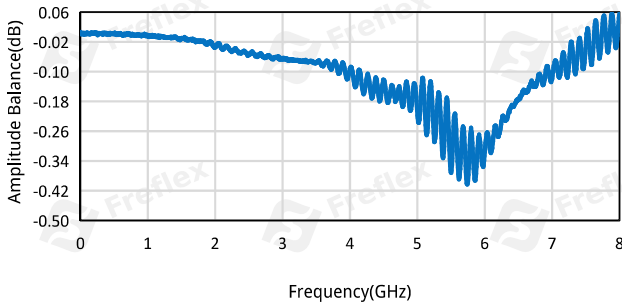
Insertion Loss vs. Frequency



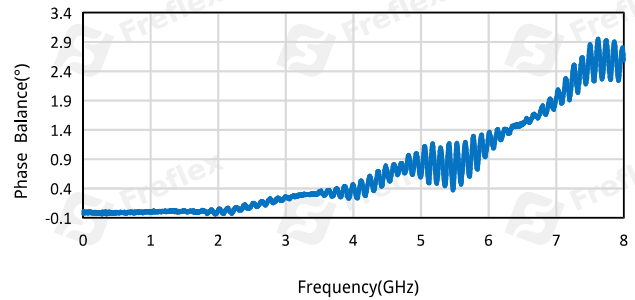
Isolation vs. Frequency



Amplitude Balance vs. Frequency

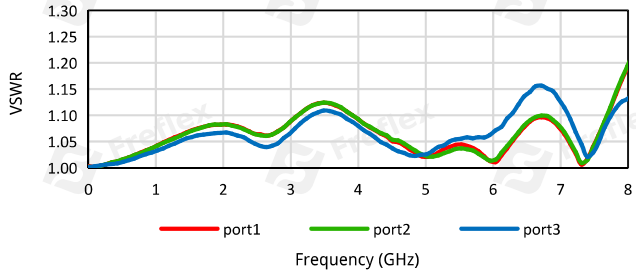


Phase Balance vs. Frequency

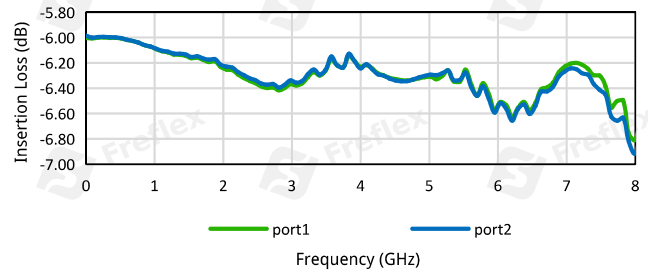


N-1

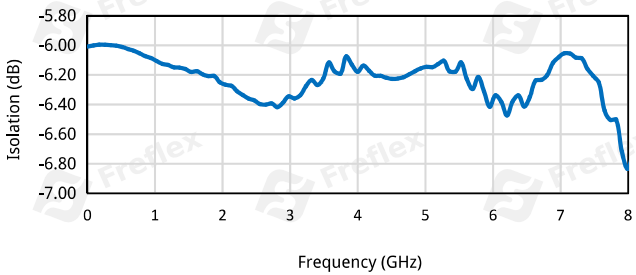
VSWR vs. Frequency



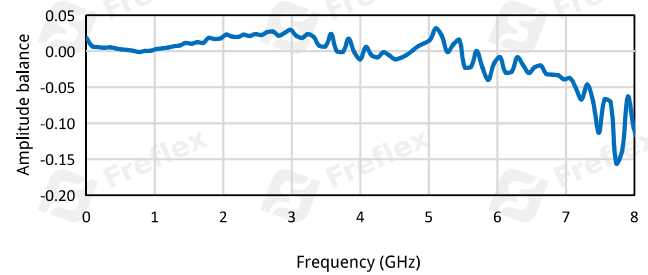
Insertion Loss vs. Frequency



Isolation vs. Frequency



Amplitude balance vs. Frequency



2-Way Resistive Power Divider

