


FPD2-300-10000-30-S

2-Way, 0.3~10GHz

Features:
 * Small Size
 * Low Insertion Loss

Applications:
 * Amplifiers
 * Mixers
 * Antennas
 * Laboratory Test



Electrical

Frequency:	0.3~10GHz
Insertion Loss ^{*1} :	1.8dB max.
Input VSWR:	1.3 max.
Output VSWR:	1.2 max.
Isolation:	18dB min.
Amplitude Balance:	±0.2dB typ.
Phase Balance:	±3° typ.
Power @SUM Port:	30W max. as divider 2W max. as combiner
Impedance:	50Ω

[1] Excluding theoretical loss 3.0dB.

Mechanical

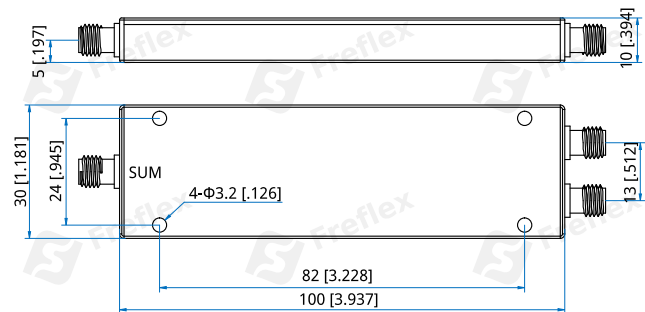
Size ^{*2} :	100*30*10mm 3.937*1.181*0.394in
Connectors:	SMA Female
Mounting:	4-Φ3.2mm through-hole

[2] Exclude connectors.

Environmental

Operation Temperature:	-45~+85°C
Non-operating Temperature:	-55~+125°C

Outline Drawings



Unit: mm [in]

Tolerance: ±0.3mm [±0.012in]

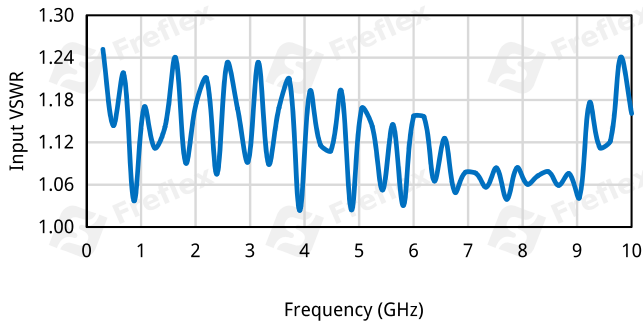
How To Order

FPD2-300-10000-30-S

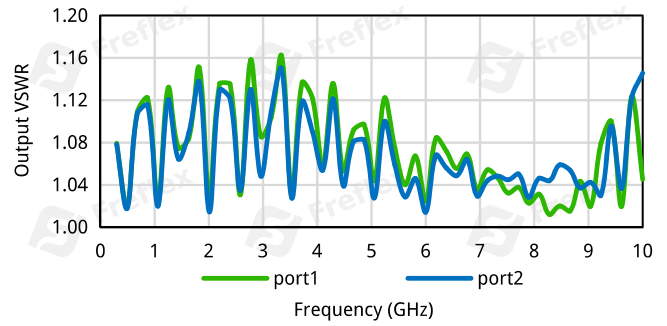
Customization is available upon request.

Typical Performance Curves

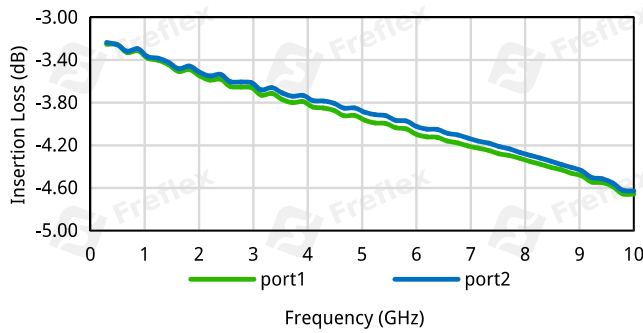
Input VSWR vs. Frequency



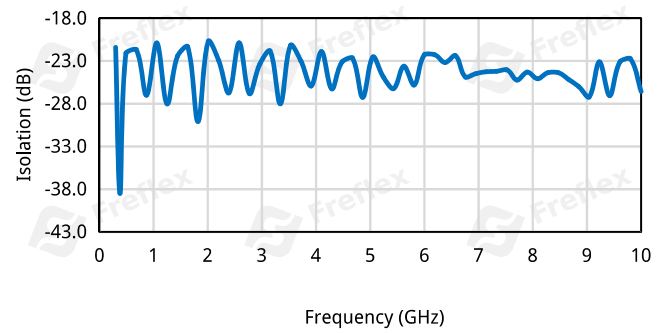
Output VSWR vs. Frequency



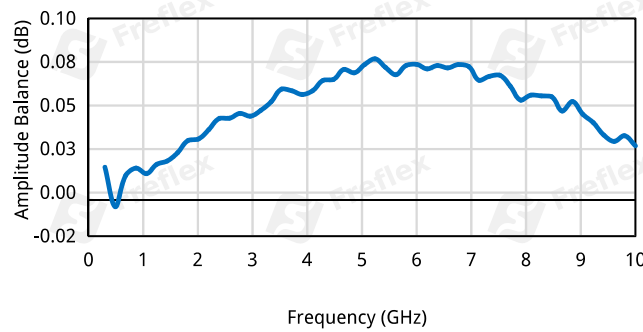
Insertion Loss vs. Frequency



Isolation vs. Frequency



Amplitude Balance vs. Frequency



Phase Balance vs. Frequency

