


FPD2-70-2700-30

2-Way, 0.07~2.7GHz

Features:
 * Small Size
 * Low Insertion Loss

Applications:
 * Amplifiers
 * Mixers
 * Antennas
 * Laboratory Test



Electrical

Frequency:	0.07~2.7GHz
Insertion Loss*1:	2.5dB max.
Input VSWR:	1.35 max.@70~80MHz 1.25 max.@81~2700MHz
Output VSWR:	1.2 max.
Isolation:	17dB min.@70~80MHz 20dB min.@81~2700MHz
Amplitude Balance:	±0.2dB
Phase Balance:	±1°
Impedance:	50Ω
Power @SUM Port:	30W max. as divider 2W max. as combiner

[1] Excluding theoretical loss 3.0dB.

Mechanical

Connectors:	N Female SMA Female TNC Female SMP Male
-------------	--------------------------------------------------

Environmental

Operating Temperature:	-35~+75°C
Non-operating Temperature:	-45~+85°C

How To Order

FPD2-70-2700-30-Y

Y: Connector type

Connector naming rules:

S - SMA Female (Outline A)

N - N Female (Outline B)

T - TNC Female

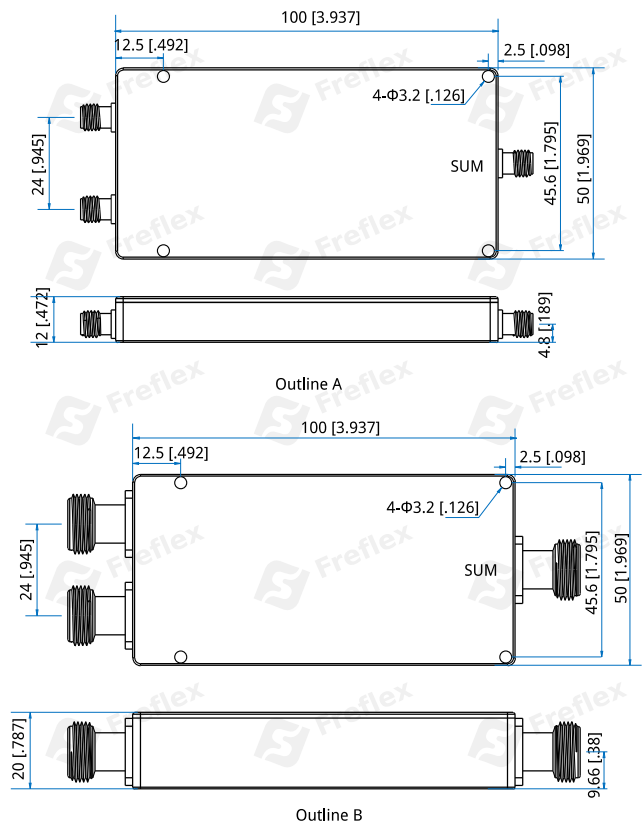
P - SMP Male

Examples:

To order a 2-way power divider, 0.07~2.7GHz, 30W, SMA female, specify FPD2-70-2700-30-S.

Customization is available upon request.

Outline Drawings

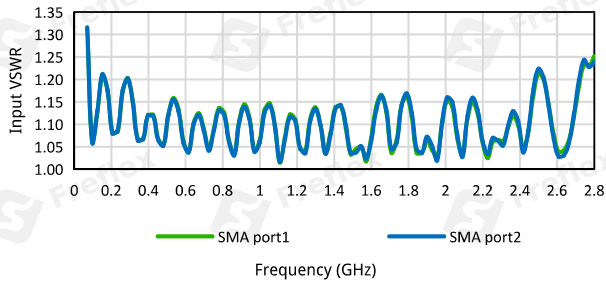


Unit: mm [in]

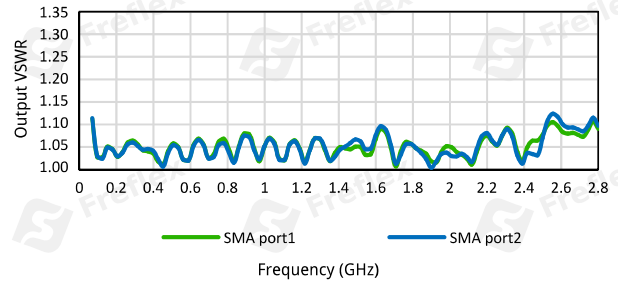
Tolerance: ±0.5mm [±0.02in]

Typical Performance Curves

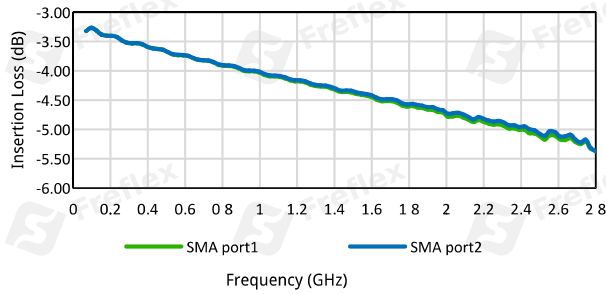
Input VSWR vs. Frequency



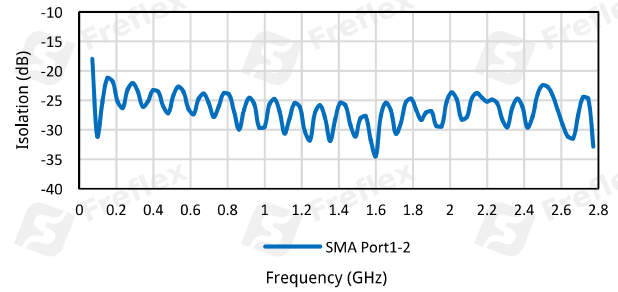
Output VSWR vs. Frequency



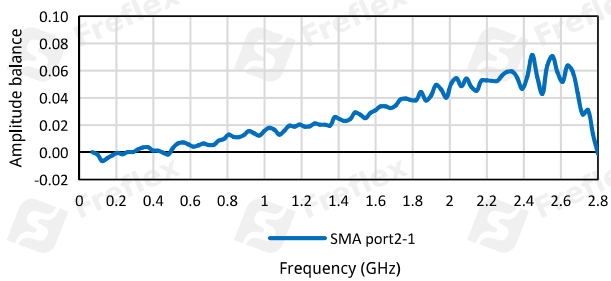
Insertion Loss vs. Frequency



Isolation vs. Frequency



Amplitude balance vs. Frequency



Phase balance vs. Frequency

