

## FPD2-70-4200-30

### 2-Way, 0.07~4.2GHz

Features:  
 \* Small Size  
 \* Low Insertion Loss

Applications:  
 \* Amplifiers  
 \* Mixers  
 \* Antennas  
 \* Laboratory Test

#### Electrical

Frequency:	0.07~4.2GHz
Insertion Loss:	3.5dB max.
Input VSWR:	1.4 max.
Output VSWR:	1.25 max.
Isolation:	18dB min.
Amplitude Balance:	±0.3dB
Phase Balance:	±2°
Impedance:	50Ω
Power @SUM Port:	30W max. as divider 2W max. as combiner

#### Environmental

Operating Temperature:	-35~+75°C
Non-operating Temperature:	-45~+85°C

#### How To Order

FPD2-70-4200-30-Y

Y: Connector type

Connector naming rules:

S - SMA female (Outline A)

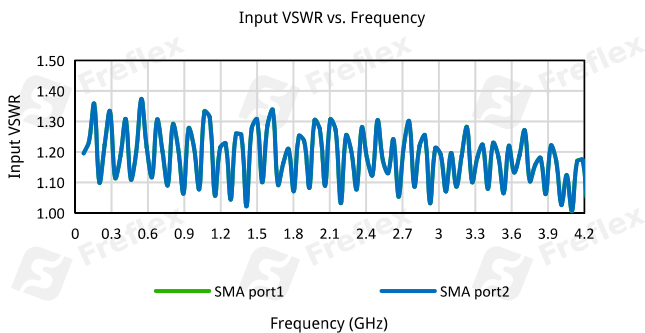
N - N female (Outline B)

Examples:

To order a 2-Way Power Divider, 0.07~4.2GHz, 30W, SMA female, specify FPD2-70-4200-30-S.

Customization is available upon request.

#### Typical Performance Curves





#### Mechanical

Connectors: SMA Female  
 N Female  
 Mounting: 4-Φ3.2mm through-hole

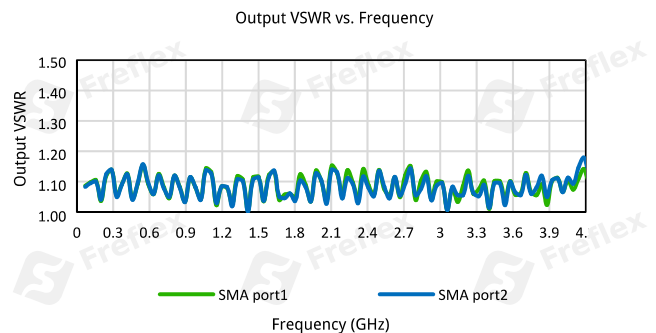
[1] Exclude connectors.

#### Outline Drawings



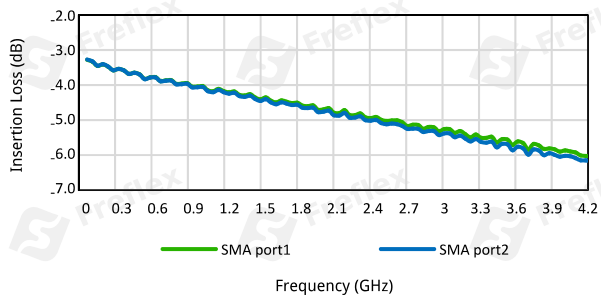
Unit: mm [in]

Tolerance: ±0.5mm [±0.02in]

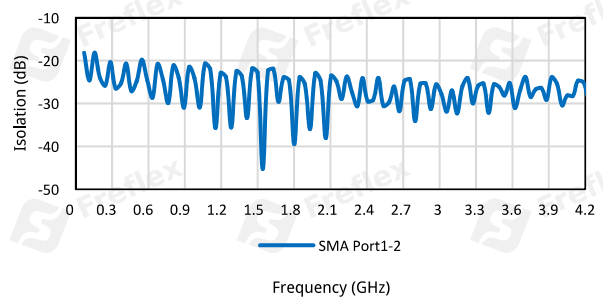


## 2-Way Power Divider/Combiner

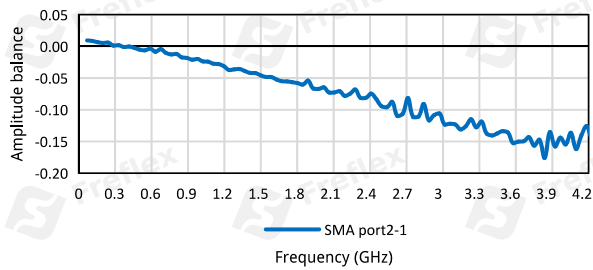
Insertion Loss vs. Frequency



Isolation vs. Frequency



Amplitude balance vs. Frequency



Phase balance vs. Frequency

