

## FPD4-1100-1700-30

### 4-Way, 1.1~1.7GHz

#### Features:

- \* Small Size
- \* Low Insertion Loss

#### Applications:

- \* Amplifiers
- \* Mixers
- \* Antennas
- \* Laboratory Test

#### Electrical

Frequency:	1.1~1.7GHz
Insertion Loss:	0.5dB max.
Input VSWR:	1.2 max.
Output VSWR:	1.2 max.
Isolation:	20dB min.
Amplitude Balance:	0.3dB max.
Phase Balance:	±3°
Impedance:	50Ω
Power @SUM Port:	30W max. as divider 2W max. as combiner

#### Mechanical

Power Supply:	DC
Mounting:	4-Φ3.2mm through-hole

#### Environmental

Operation Temperature:	-35~+75°C
------------------------	-----------

#### How To Order

**FPD4-1100-1700-30-Y**

Y: Connector type

Connector naming rules:

B - BNC Female (Outline A)

T - TNC Female (Outline B)

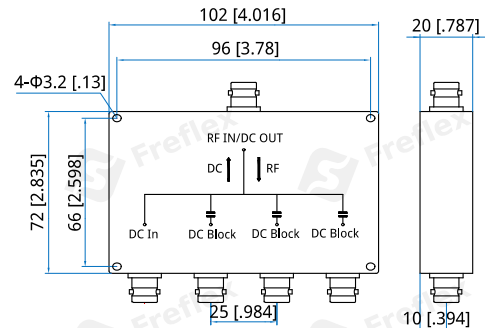
N - N Female (Outline C)

Examples:

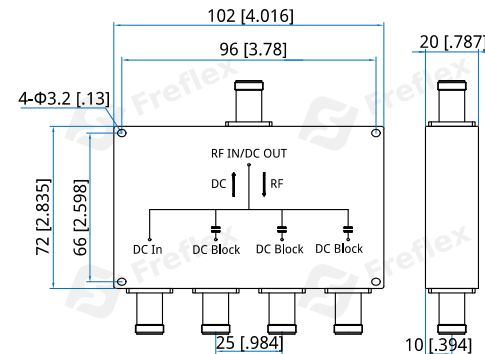
To order a 4-way power divider, 1.1~1.7GHz, 30W, N female, specify FPD4-1100-1700-30-N.

Customization is available upon request.

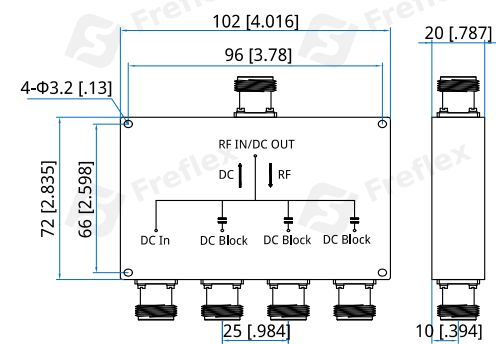
#### Outline Drawings



Outline A



Outline B



Outline C

Unit: mm [in]

Tolerance: ±0.5mm [±0.02in]