

FPD4-700-2700-30

4-Way, 0.7~2.7GHz

Features:

- * Small Size
- * Low Insertion Loss

Applications:

- * Amplifiers
- * Mixers
- * Antennas
- * Laboratory Test

Electrical

Frequency:	0.7~2.7GHz
Insertion Loss:	0.8dB max.
Input VSWR:	1.3 max.
Output VSWR:	1.15 max.
Isolation:	20dB min.
Amplitude Balance:	±0.1dB max.
Phase Balance:	±1° max.
Impedance:	50Ω
Power @SUM Port:	30W max. as divider 2W max. as combiner

Mechanical

Size ^{*1} :	60*58*12mm 2.362*2.283*0.472in
Connectors ^{*2} :	SMA Female SMP Male
Mounting:	4-Φ2.2mm through-hole

[1] Exclude connectors.

[2] Female connectors can be replaced with male connectors on request.

Environmental

Operating Temperature:	-35~+75°C
Non-Operating Temperature:	-45~+85°C

How To Order

FPD4-700-2700-30-Y

Y: Connector type

Connector naming rules:

S - SMA Female (Outline A)

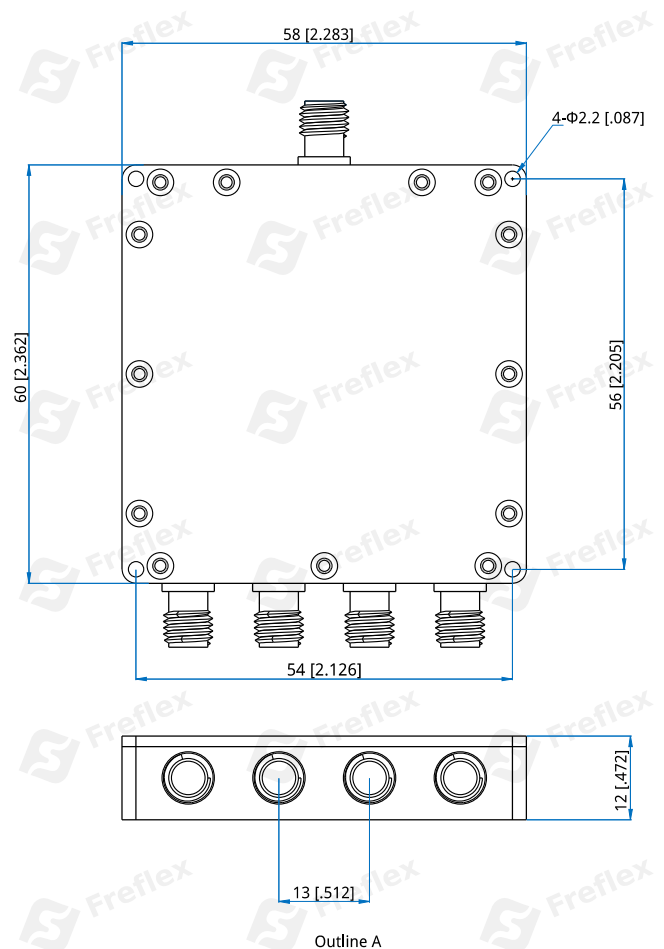
P - SMP Male

Examples:

To order a 4-way power divider, 0.7~2.7GHz, 30W, SMA female, specify FPD4-700-2700-30-S.

Customization is available upon request.

Outline Drawings



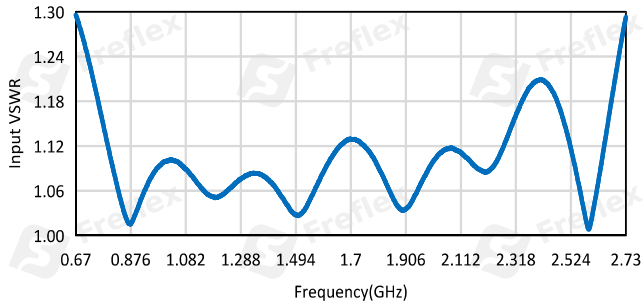
Unit: mm [in]

Tolerance: ±0.5mm [±0.02i]

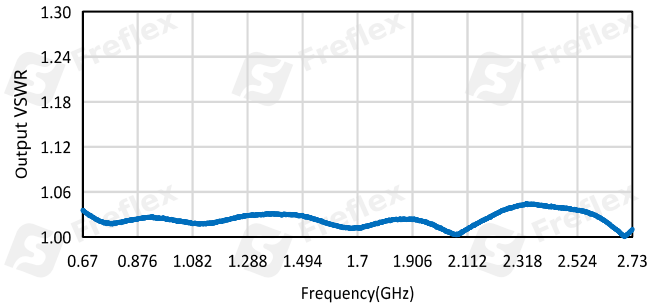
Typical Performance Curves

SMA

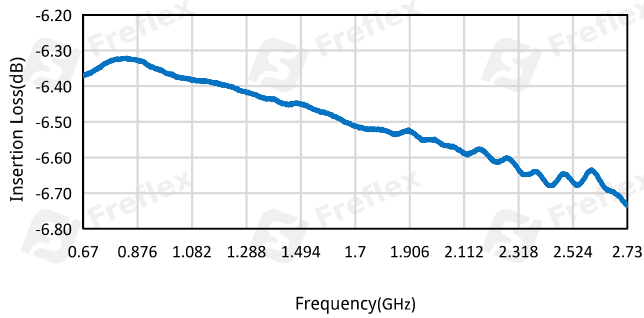
Input VSWR vs. Frequency



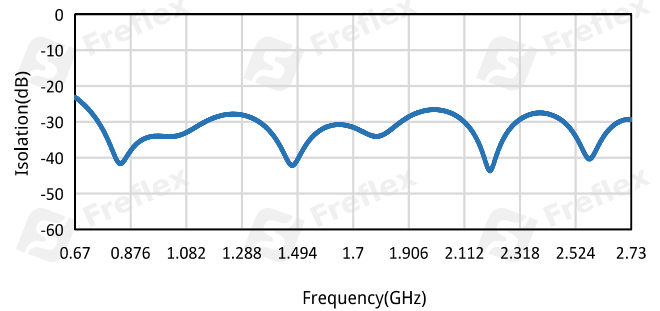
Output VSWR vs. Frequency



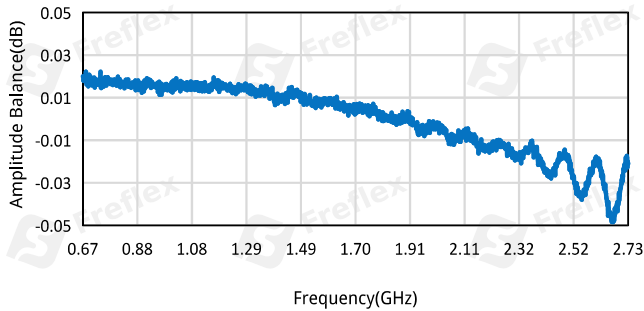
Insertion Loss vs. Frequency



Isolation vs. Frequency



Amplitude Balance vs. Frequency



Phase Balance vs. Frequency

