

FPD4-950-2150-30


4-Way, 0.95~2.15GHz

Features:

- * Small Size
- * Low Insertion Loss

Applications:

- * Amplifiers
- * Mixers
- * Antennas
- * Laboratory Test



Electrical

Frequency:	0.95~2.15GHz
Insertion Loss:	0.6dB max.
Input VSWR:	1.25 max.
Output VSWR:	1.2 max.
Isolation:	25dB min.
Amplitude Balance:	±0.3dB
Phase Balance:	±2°
Impedance:	50Ω
Power @SUM Port:	30W max. as divider 2W max. as combiner

Mechanical

Size ^{*1} (SMA):	64*56*12mm 2.52*2.205*0.472in
Size ^{*1} (N):	100*50*20mm 3.937*1.969*0.787in
Connectors ^{*2} :	SMA Female N Female

[1] Exclude connectors.

[2] Female connectors can be replaced with male connectors on request

Environmental

Operating Temperature:	-35~+75°C
Non-operating Temperature:	-45~+85°C

How To Order

FPD4-950-2150-30-Y

Y: Connector type

Connector naming rules:

S - SMA Female (Outline A)

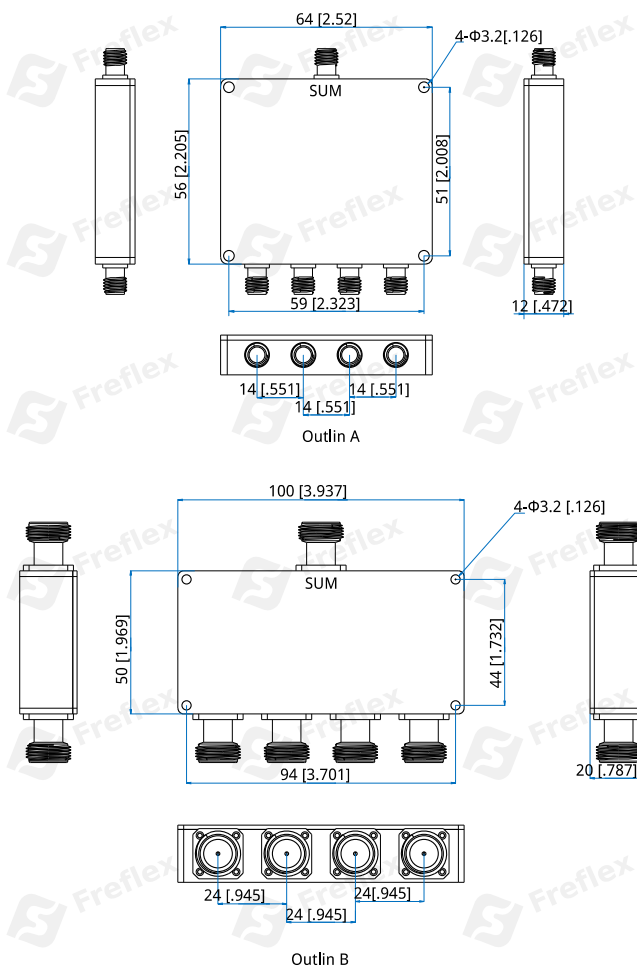
N - N Female (Outline B)

Examples:

To order a 4-way power divider, 0.95~2.15GHz, 30W, SMA female, specify FPD4-950-2150-30-S.

Customization is available upon request.

Outline Drawings

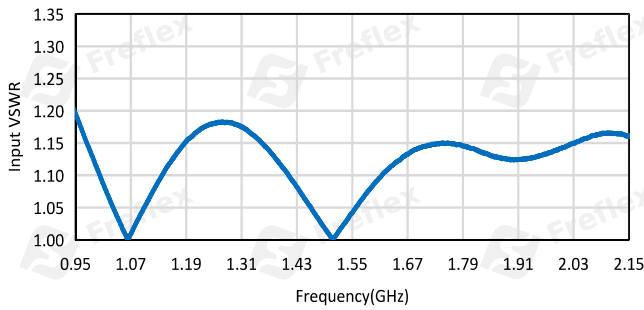


Unit: mm [in]

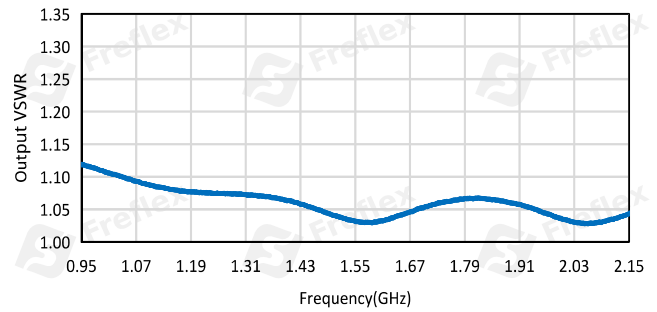
Tolerance: ±0.5mm [±0.02in]

Typical Performance Curves SMA

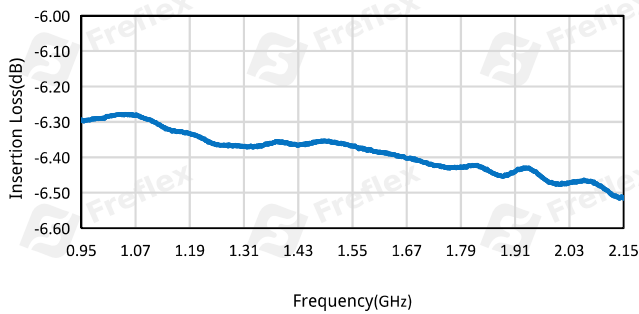
Input VSWR vs. Frequency



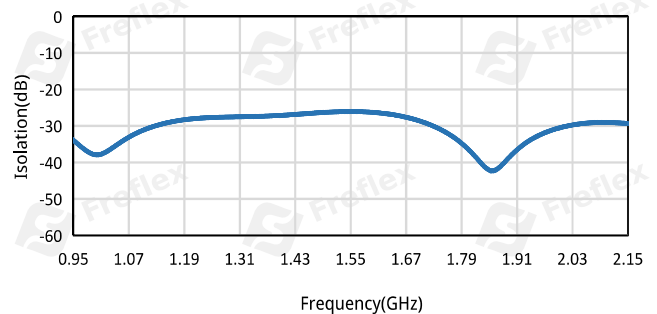
Output VSWR vs. Frequency



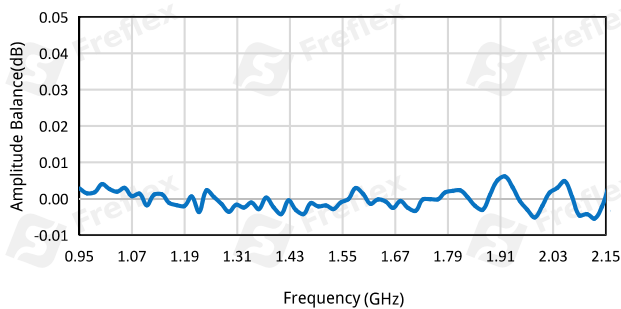
Insertion Loss vs. Frequency



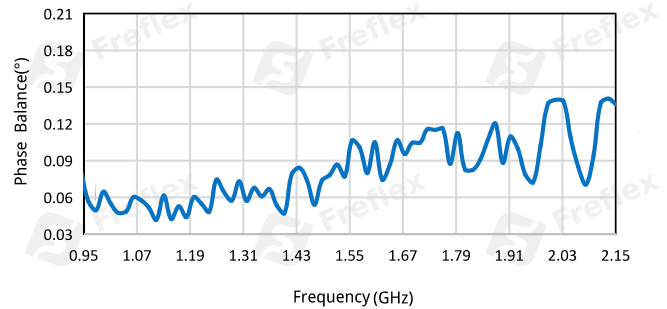
Isolation vs. Frequency



Amplitude Balance vs. Frequency

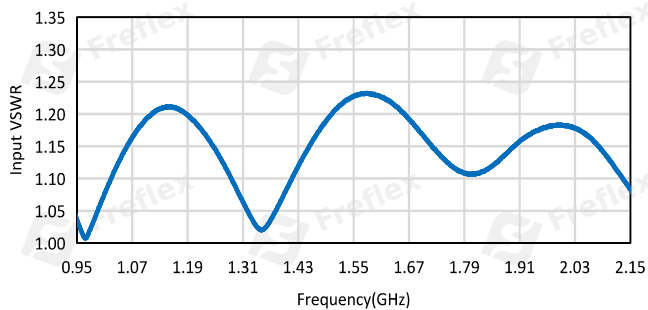


Phase Balance vs. Frequency

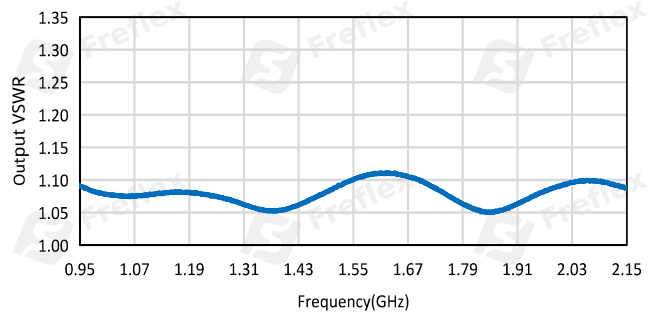


N

Input VSWR vs. Frequency

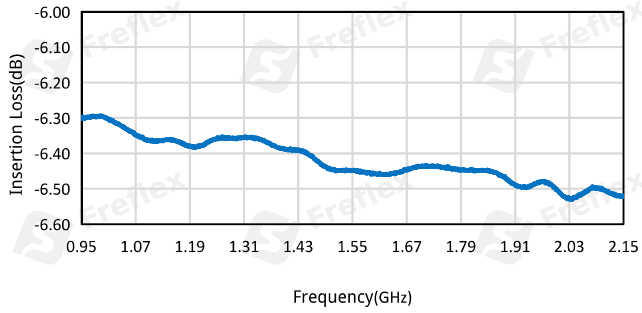


Output VSWR vs. Frequency

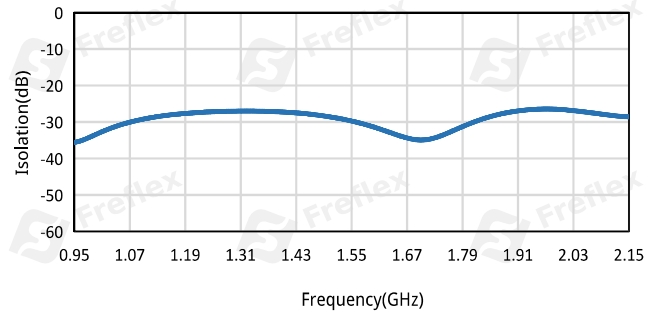


4-Way Power Dividers/Combiners

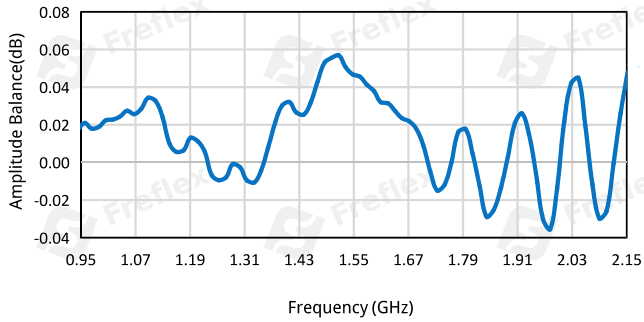
Insertion Loss vs. Frequency



Isolation vs. Frequency



Amplitude Balance vs. Frequency



Phase Balance vs. Frequency

