

FHC9-106-176-K2-N

0.106~0.176GHz, 200W



Features:
 * Broadband
 * High Power
 * Low Insertion Loss

Applications:
 * Amplifiers
 * Transmitter
 * Laboratory Test
 * Radar

Electrical

Frequency:	0.106~0.176GHz
Insertion Loss:	0.25dB max.
Input VSWR:	1.2 max.
Oupt VSWR:	1.2 max.
Isolation:	20dB min.
Amplitude Balance:	±0.65dB
Phase Balance:	90°±2°
Impedance:	50Ω
Average Power:	200W
Peak Power:	3000W

Mechanical

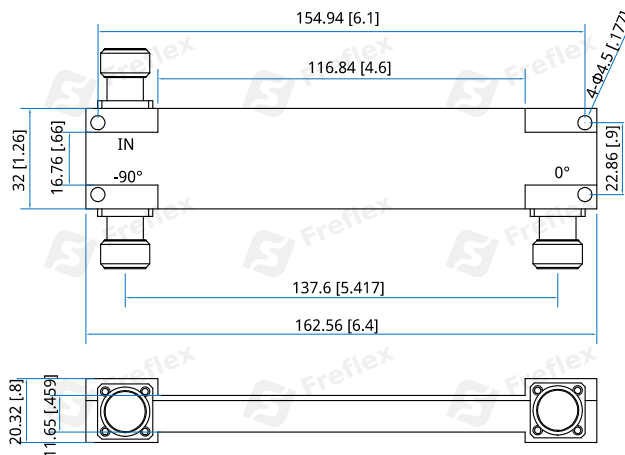
Size*1:	162.56*32*20.32mm 6.4*1.26*0.8in
Connectors:	N Female
Mounting:	4-Φ4.5mm through-hole
Waterproof:	Meet waterproof requirements

[1] Exclude connectors.

Enviromental

Temperature: -55~+85°C

Outline Drawings



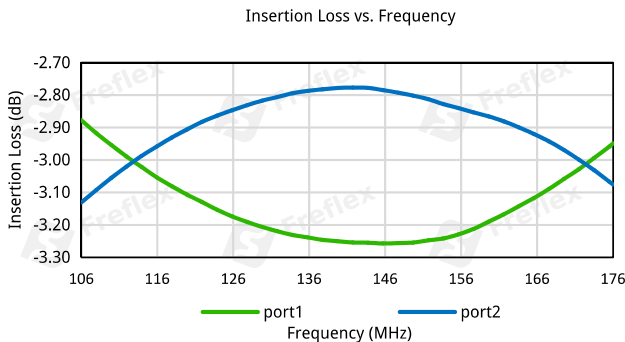
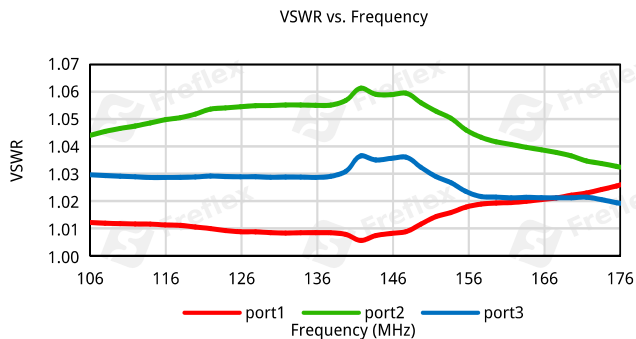
Unit: mm [in]
 Tolerance: ±0.5mm [±0.02in]

How To Order

FHC9-106-176-K2-N

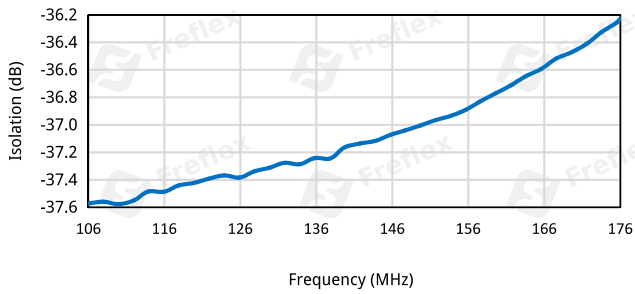
Customization is available upon request.

Typical Performance Curves

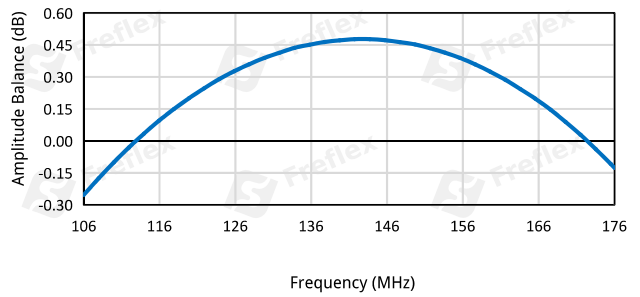


90 Degree Hybrid Coupler

Isolation vs. Frequency



Amplitude Balance vs. Frequency



Phase Balance vs. Frequency

