

FCK-FL4G-D

2.92mm Connector, DC~40GHz

Features:
* Low VSWR

Applications:
* Wireless
* Radar
* Instruments
* Electronics

Electrical

Frequency:	DC~40GHz
VSWR:	1.15 max.
Impedance of Dielectric:	3000MΩ min.
Impedance of Inner Conductor:	3mΩ max.
Impedance of Outer Conductor:	2mΩ max.
Voltage Withstand:	750V DC
Impedance:	50Ω

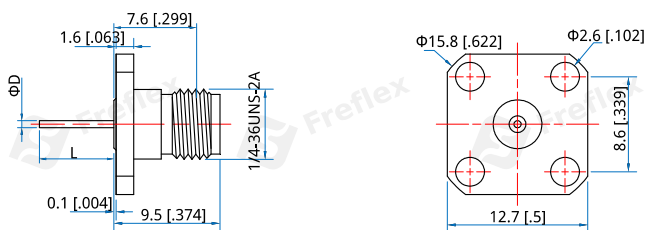
Mechanical

RF Connector:	2.92mm Female
Mating Life Cycle:	500 cycles
Outer Conductor:	Passivated SUS303 Stainless Steel
Dielectric:	PEI & PTFE or PEI
Inner Conductor:	Gold Plated Beryllium Copper

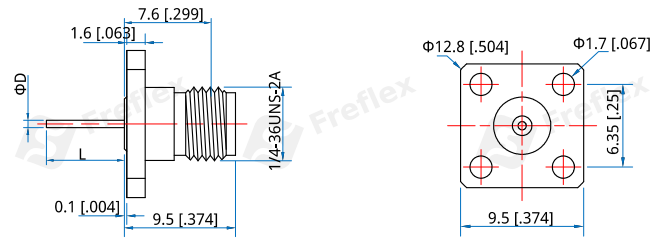
Environmental

Temperature: -55~+165°C

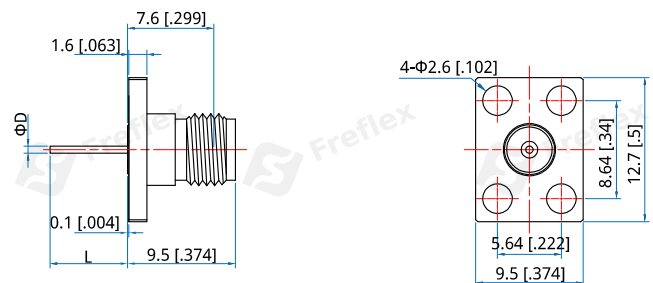
Outline Drawings



Part Number	ΦD	L
FCK-FL4G-D64-01	0.64 [0.025]	10.92 [0.43]
FCK-FL4G-D64-02	0.64 [0.025]	6.84 [0.269]
FCK-FL4G-D30-03	0.3 [0.012]	7 [0.276]
FCK-FL4G-D30-04	0.3 [0.012]	2 [0.079]
FCK-FL4G-D75-05	0.75 [0.03]	30 [1.181]



Part Number	ΦD	L
FCK-FL4G-D64-06	0.64 [0.025]	10.92 [0.43]
FCK-FL4G-D64-07	0.64 [0.025]	6.84 [0.269]
FCK-FL4G-D30-08	0.3 [0.012]	7 [0.276]
FCK-FL4G-D30-09	0.3 [0.012]	2 [0.079]
FCK-FL4G-D75-10	0.75 [0.03]	30 [1.181]



Part Number	ΦD	L
FCK-FL4G-D64-11	0.64 [0.025]	10.92 [0.43]
FCK-FL4G-D64-12	0.64 [0.025]	6.84 [0.269]
FCK-FL4G-D30-13	0.3 [0.012]	7 [0.276]
FCK-FL4G-D30-14	0.3 [0.012]	2 [0.079]
FCK-FL4G-D75-15	0.75 [0.03]	30 [1.181]

Unit: mm [in]
Tolerance: ±0.2mm [±0.008in]