

FCK-FL4G-P

2.92mm Connector, DC~40GHz

Features:
* Low VSWR

Applications:
* Wireless
* Radar
* Instruments
* Electronics

Electrical

Frequency:	DC~40GHz
VSWR:	1.15 max.
Impedance of Dielectric:	3000MΩ min.
Impedance of Inner Conductor:	3mΩ max.
Impedance of Outer Conductor:	2mΩ max.
Voltage Withstand:	750V DC
Impedance:	50Ω

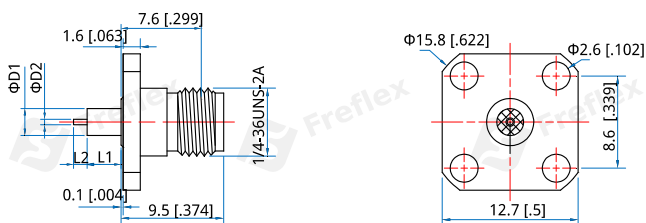
Mechanical

RF Connector:	2.92mm Female
Mating Life Cycle:	500 cycles
Outer Conductor:	Passivated SUS303 Stainless Steel
Dielectric:	PEI & PTFE or PEI
Inner Conductor:	Gold Plated Beryllium Copper

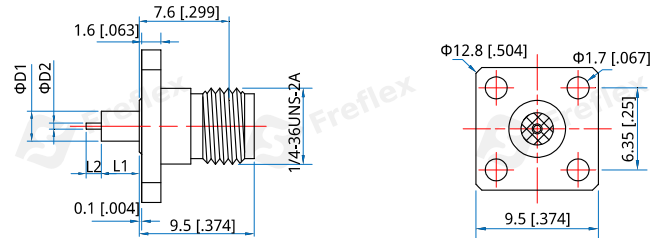
Environmental

Temperature:	-55~+165°C
--------------	------------

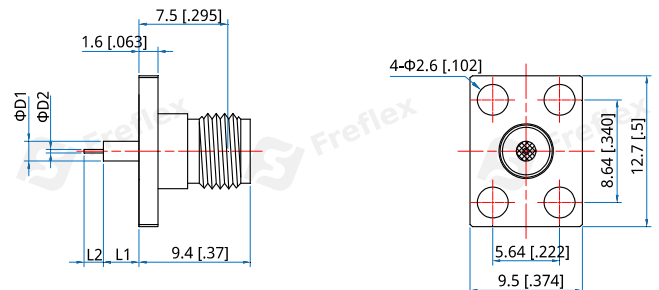
Outline Drawings



Part Number	ΦD1	ΦD2	L1	L2
FCK-FL4G-P30-01	1.67 [0.066]	0.3 [0.012]	1.4 [0.055]	1.5 [0.059]
FCK-FL4G-P30-02	1.67 [0.066]	0.3 [0.012]	3 [1.18]	1.5 [0.059]
FCK-FL4G-P30-03	1.67 [0.066]	0.3 [0.012]	3 [1.18]	4.5 [1.77]



Part Number	ΦD1	ΦD2	L1	L2
FCK-FL4G-P30-04	1.67 [0.066]	0.3 [0.012]	1.4 [0.055]	1.5 [0.059]
FCK-FL4G-P30-05	1.67 [0.066]	0.3 [0.012]	3 [1.18]	1.5 [0.059]
FCK-FL4G-P30-06	1.67 [0.066]	0.3 [0.012]	3 [1.18]	4.5 [1.77]



Part Number	ΦD1	ΦD2	L1	L2
FCK-FL4G-P30-07	1.67 [0.066]	0.3 [0.012]	1.4 [0.055]	1.5 [0.059]
FCK-FL4G-P30-08	1.67 [0.066]	0.3 [0.012]	3 [1.18]	1.5 [0.059]
FCK-FL4G-P30-09	1.67 [0.066]	0.3 [0.012]	3 [1.18]	4.5 [1.77]

Unit: mm [in]
Tolerance: ±0.2mm [±0.008in]