

# FCK-ML2G-D

## 2.92mm Connector, DC~40GHz

Features:  
\* Low VSWR

Applications:  
\* Wireless  
\* Radar  
\* Instruments  
\* Electronics

### Electrical

Frequency:	DC~40GHz
VSWR:	1.15 max.
Impedance of Dielectric:	3000MΩ min.
Impedance of Inner Conductor:	3mΩ max.
Impedance of Outer Conductor:	2mΩ max.
Voltage Withstand:	750V DC
Impedance:	50Ω

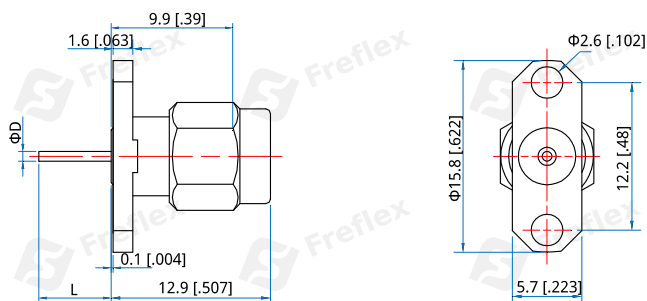
### Mechanical

RF Connector:	2.92mm Male
Mating Life Cycle:	500 cycles
Outer Conductor:	Passivated SUS303 Stainless Steel
Dielectric:	PEI & PTFE or PEI
Inner Conductor:	Gold Plated Beryllium Copper

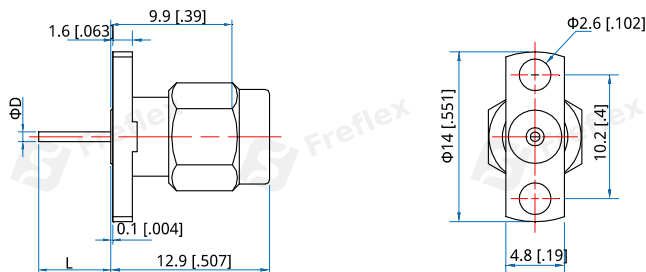
### Environmental

Temperature: -55~+165°C

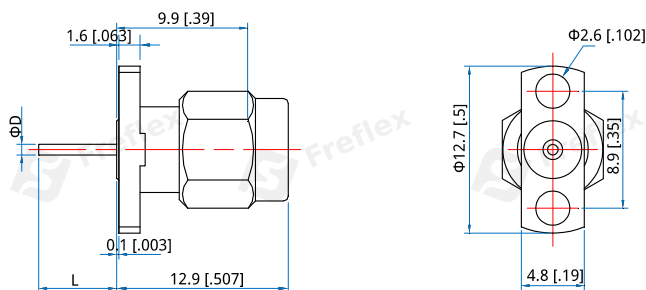
### Outline Drawings



Part Number	$\Phi D$	L
FCK-ML2G-D64-01	0.64 [0.025]	10.92 [0.43]
FCK-ML2G-D64-02	0.64 [0.025]	6.84 [0.269]



Part Number	$\Phi D$	L
FCK-ML2G-D64-03	0.64 [0.025]	10.92 [0.43]
FCK-ML2G-D64-04	0.64 [0.025]	6.84 [0.269]



Part Number	$\Phi D$	L
FCK-ML2G-D64-05	0.64 [0.025]	10.92 [0.43]
FCK-ML2G-D64-06	0.64 [0.025]	6.84 [0.269]

Unit: mm [in]  
Tolerance:  $\pm 0.2\text{mm}$  [ $\pm 0.008\text{in}$ ]