

FCN-FL4G-T

N Connector, DC~18GHz

Features:
* Low VSWR

Applications:
* Wireless
* Radar
* Instruments
* Electronics

Electrical

Frequency:	DC~18GHz
VSWR:	1.15 max.
Impedance of Dielectric:	5000M Ω min.
Impedance of Inner Conductor:	1m Ω max.
Impedance of Outer Conductor:	0.2m Ω max.
Voltage Withstand:	1500V DC
Impedance:	50 Ω

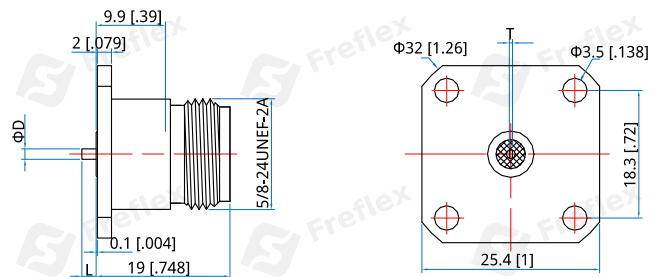
Mechanical

RF Connector:	N Female
Mating Life Cycle:	500 cycles
Outer Conductor:	Passivated SUS303 Stainless Steel
Dielectric:	PEI & PTFE
Inner Conductor:	Gold Plated Beryllium Copper

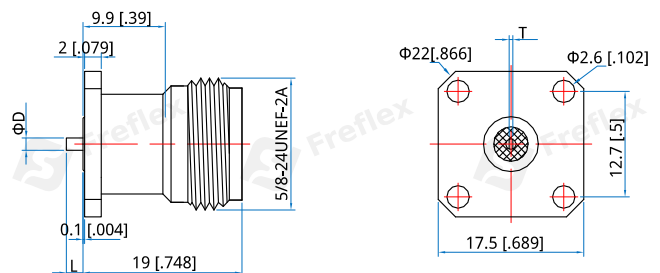
Environmental

Temperature:	-55~+165 $^{\circ}$ C
--------------	-----------------------

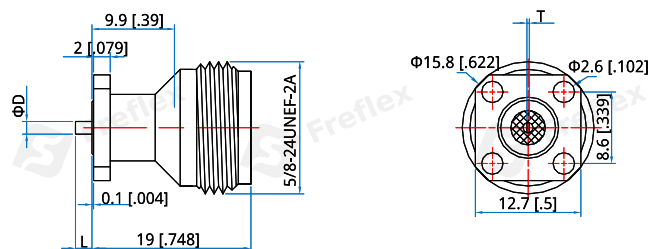
Outline Drawings



Part Number	Φ D	L	T
FCN-FL4G-T150-01	1.5 [0.059]	2 [0.079]	0.2 [0.008]



Part Number	Φ D	L	T
FCN-FL4G-T150-02	1.5 [0.059]	2 [0.079]	0.2 [0.008]



Part Number	Φ D	L	T
FCN-FL4G-T150-03	1.5 [0.059]	2 [0.079]	0.2 [0.008]

Unit: mm [in]
Tolerance: \pm 0.2mm [\pm 0.008in]