

FCS-FL4G-D

SMA Connector, DC~26.5GHz

Features:
* Low VSWR

Applications:
* Wireless
* Radar
* Instruments
* Electronics

Electrical

Frequency:	DC~26.5GHz
VSWR:	1.15 max.
Impedance of Dielectric:	5000MΩ min.
Impedance of Inner Conductor:	3mΩ max.
Impedance of Outer Conductor:	2mΩ max.
Voltage Withstand:	1000V DC
Impedance:	50Ω

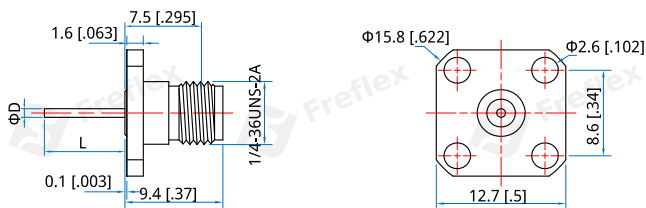
Mechanical

RF Connector:	SMA Female
Mating Life Cycle:	500 cycles
Outer Conductor:	Passivated SUS303 Stainless Steel
Dielectric:	PEI & PTFE
Inner Conductor:	Gold Plated Beryllium Copper

Environmental

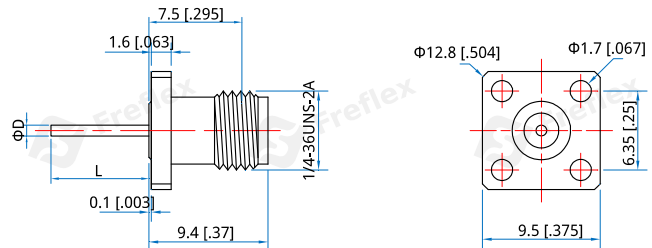
Temperature: -55~+165°C

Outline Drawings

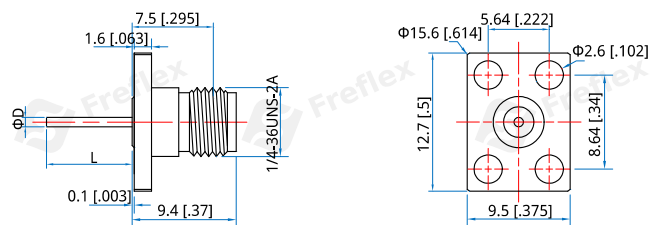


Part Number	ΦD	L
FCS-FL4G-D64-01	0.64 [0.025]	18 [0.71]
FCS-FL4G-D87-02	0.87 [0.034]	26 [1.024]
FCS-FL4G-D87-03	0.87 [0.034]	10.92 [0.43]

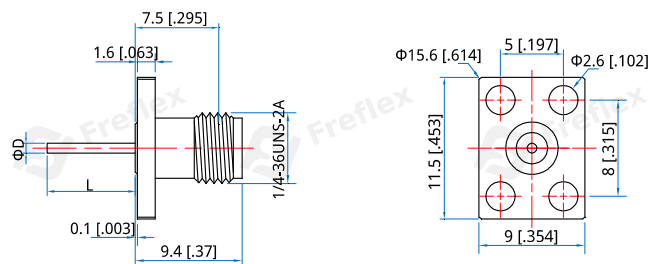
Unit: mm [in]
Tolerance: ±0.2mm [±0.008in]



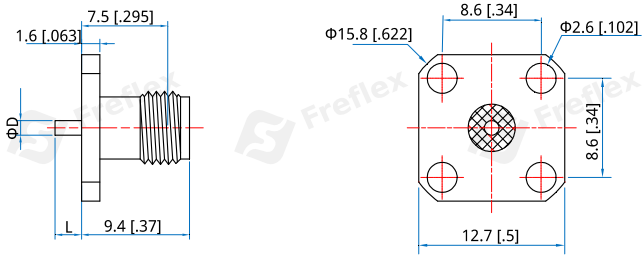
Part Number	ΦD	L
FCS-FL4G-D64-04	0.64 [0.025]	18 [0.71]
FCS-FL4G-D87-05	0.87 [0.034]	26 [1.024]
FCS-FL4G-D87-06	0.87 [0.034]	10.92 [0.43]



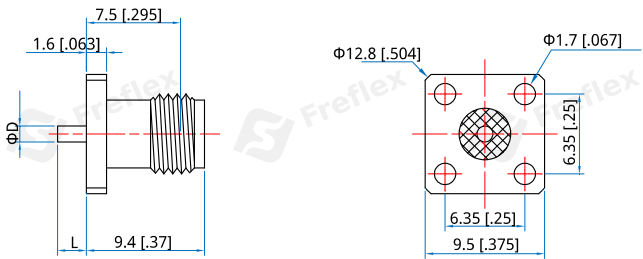
Part Number	ΦD	L
FCS-FL4G-D64-07	0.64 [0.025]	18 [0.71]
FCS-FL4G-D87-08	0.87 [0.034]	26 [1.024]
FCS-FL4G-D87-09	0.87 [0.034]	10.92 [0.43]



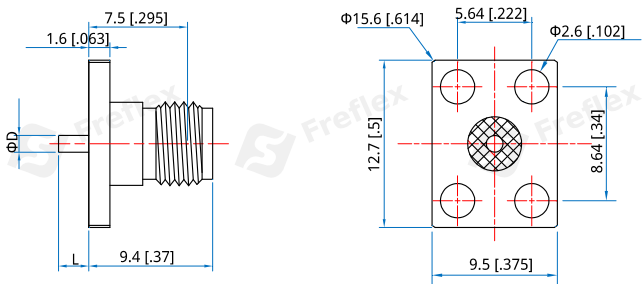
Part Number	ΦD	L
FCS-FL4G-D64-10	0.64 [0.025]	18 [0.71]
FCS-FL4G-D87-11	0.87 [0.034]	26 [1.024]
FCS-FL4G-D87-12	0.87 [0.034]	10.92 [0.43]



Part Number	ΦD	L
FCS-FL4G-D127-13	1.27 [0.05]	2.3 [0.09]



Part Number	ΦD	L
FCS-FL4G-D127-14	1.27 [0.05]	2.3 [0.09]



Part Number	ΦD	L
FCS-FL4G-D127-15	1.27 [0.05]	2.3 [0.09]