

FCS-FL4G-T

SMA Connector, DC~26.5GHz

Features:
* Low VSWR

Applications:
* Wireless
* Radar
* Instruments
* Electronics

Electrical

Frequency:	DC~26.5GHz
VSWR:	1.15 max.
Impedance of Dielectric:	5000MΩ min.
Impedance of Inner Conductor:	3mΩ max.
Impedance of Outer Conductor:	2mΩ max.
Voltage Withstand:	1000V DC
Impedance:	50Ω


Mechanical

RF Connector:	SMA Female
Mating Life Cycle:	500 cycles
Outer Conductor:	Passivated SUS303 Stainless Steel
Dielectric:	PEI & PTFE
Inner Conductor:	Gold Plated Beryllium Copper

Environmental

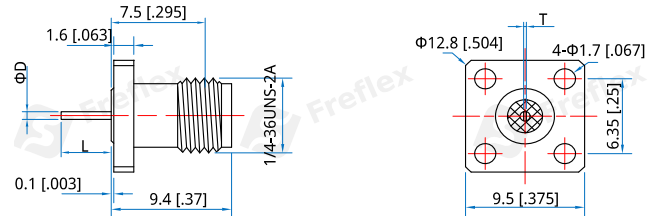
Temperature:	-55~+165°C
--------------	------------

Outline Drawings

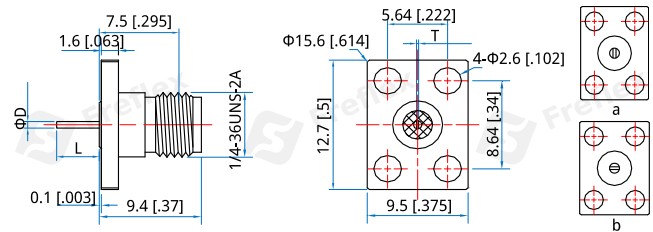


Part Number	ΦD	L	T
FCS-FL4G-T64-01	0.64 [0.025]	4 [1.58]	0.2 [0.008]

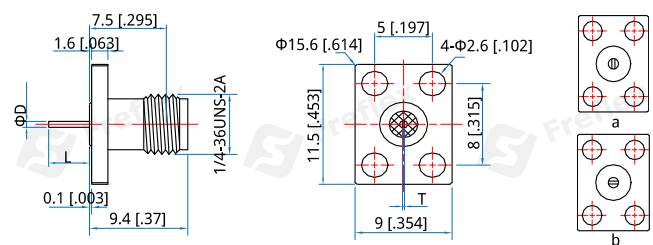
Unit: mm [in]
Tolerance: ±0.2mm [±0.008in]



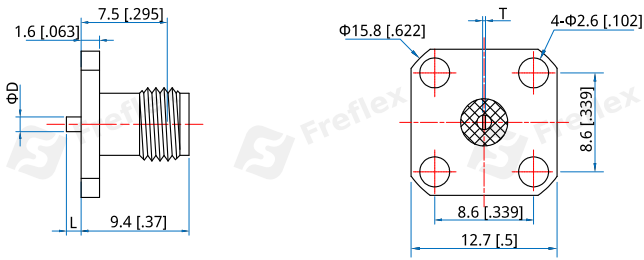
Part Number	ΦD	L	T
FCS-FL4G-T64-02	0.64 [0.025]	4 [1.58]	0.2 [0.008]



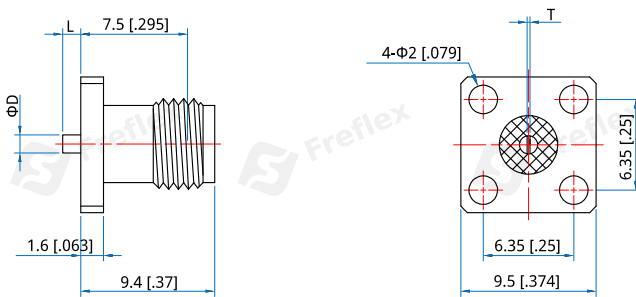
Part Number	ΦD	L	T	
FCS-FL4G-T64-03	0.64 [0.025]	4 [1.58]	0.2 [0.008]	a
FCS-FL4G-T64-04	0.64 [0.025]	4 [1.58]	0.2 [0.008]	b



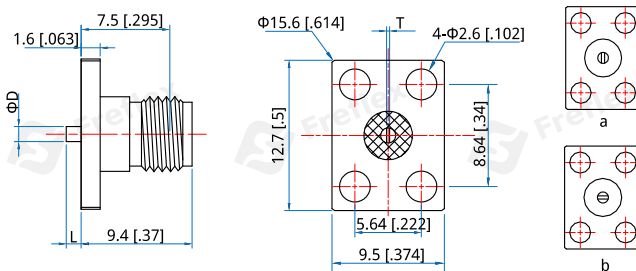
Part Number	ΦD	L	T	
FCS-FL4G-T64-05	0.64 [0.025]	4 [1.58]	0.2 [0.008]	a
FCS-FL4G-T64-06	0.64 [0.025]	4 [1.58]	0.2 [0.008]	b



Part Number	ΦD	L	T
FCS-FL4G-T127-07	1.27 [.05]	1.27 [.05]	0.15 [.006]



Part Number	ΦD	L	T
FCS-FL4G-T127-08	1.27 [.05]	1.27 [.05]	0.15 [.006]



Part Number	ΦD	L	T	
FCS-FL4G-T127-09	1.27 [.05]	1.27 [.05]	0.15 [.006]	a
FCS-FL4G-T127-10	1.27 [.05]	1.27 [.05]	0.15 [.006]	b