

FCS-ML2G-M

SMA Connector, DC~26.5GHz

Features:
* Low VSWR

Applications:
* Wireless
* Radar
* Instruments
* Electronics

Electrical

Frequency:	DC~26.5GHz
VSWR:	1.15 max.
Impedance of Dielectric:	5000MΩ min.
Impedance of Inner Conductor:	3mΩ max.
Impedance of Outer Conductor:	2mΩ max.
Voltage Withstand:	1000V DC
Impedance:	50Ω

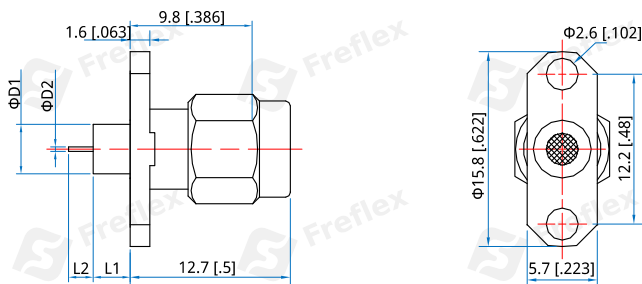
Mechanical

RF Connector:	SMA Male
Mating Life Cycle:	500 cycles
Outer Conductor:	Passivated SUS303 Stainless Steel
Dielectric:	PEI & PTFE
Inner Conductor:	Gold Plated Beryllium Copper

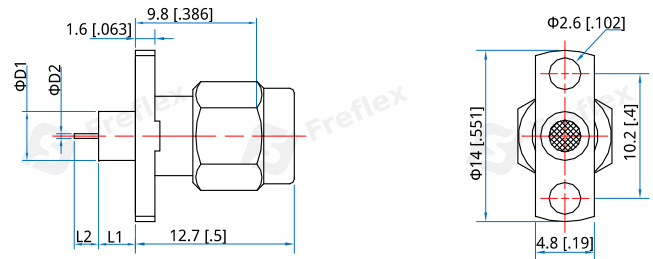
Environmental

Temperature: -55~+165°C

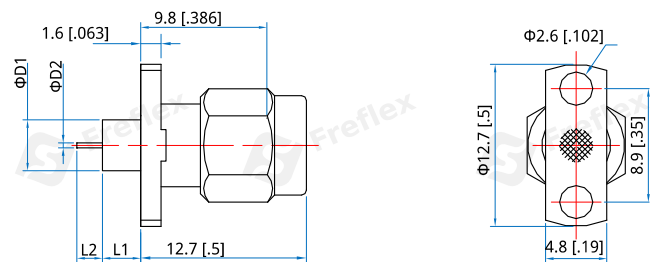
Outline Drawings



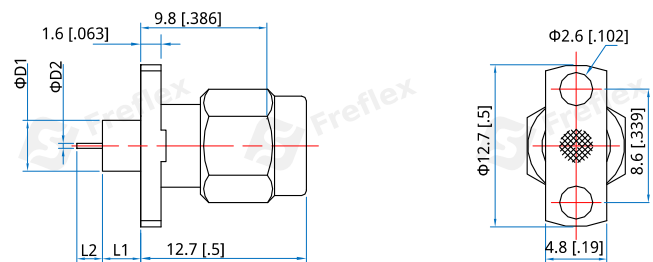
Part Number	ΦD1	ΦD2	L1	L2
FCS-ML2G-M38-01	4 [0.158]	0.38 [0.015]	3 [0.118]	2 [0.079]



Part Number	ΦD1	ΦD2	L1	L2
FCS-ML2G-M38-02	4 [0.158]	0.38 [0.015]	3 [0.118]	2 [0.079]



Part Number	ΦD1	ΦD2	L1	L2
FCS-ML2G-M38-03	4 [0.158]	0.38 [0.015]	3 [0.118]	2 [0.079]



Part Number	ΦD1	ΦD2	L1	L2
FCS-ML2G-M38-04	4 [0.158]	0.38 [0.015]	3 [0.118]	2 [0.079]

Unit: mm [in]
Tolerance: ±0.2mm [±0.008in]