

FBM-2500-18000


2.5~18GHz

Features:

- * Low Conversion Loss
- * High Isolation

Applications:

- * Wireless
- * Transceiver
- * Laboratory Test
- * Broadcast



Electrical

RF Frequency:	2.5~18GHz
LO Frequency:	2.5~18GHz
LO Input Power:	+13dBm typ.
IF Frequency:	DC~6GHz
Conversion Loss:	10dB typ.
Isolation (LO, RF):	30dB typ.
Isolation (LO, IF):	25dB typ.
Isolation (RF, IF):	16dB typ.

Absolute Maximum Ratings*1

RF/IF Input Power:	16dBm
LO Input Power:	20dBm

[1] Permanent damage may occur if any of these limits are exceeded.

Mechanical

Size*2:	16*13*8mm
	0.63*0.512*0.315in
Connectors:	SMA Female
Mounting:	4*Φ2.2mm through-hole

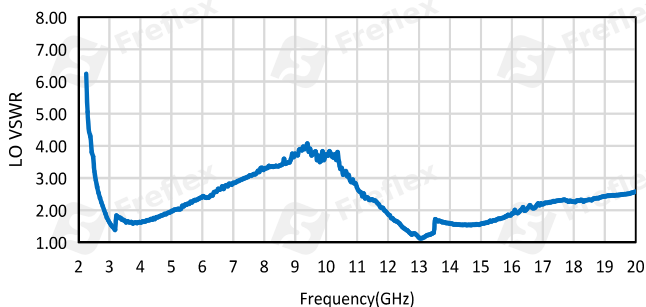
[2] Exclude connectors.

Environmental

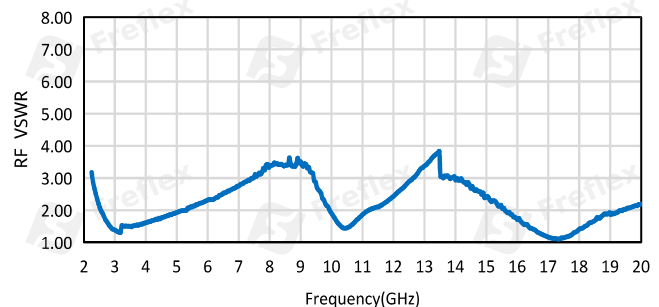
Operating Temperature:	-40~+85°C
Non-operating Temperature:	-55~+125°C

Typical Performance Curves

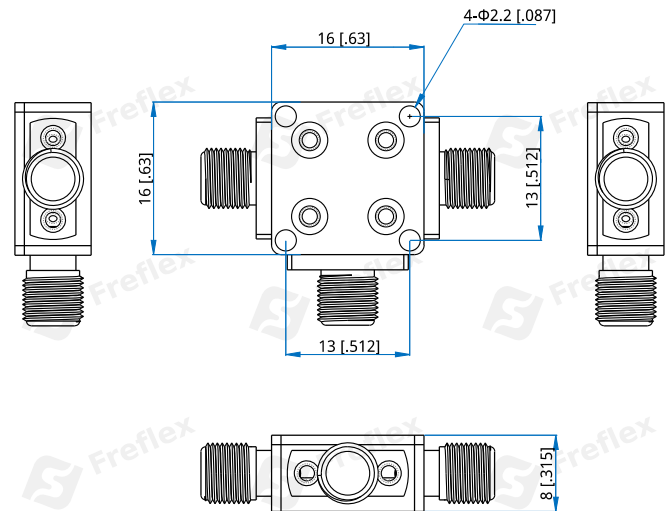
LO VSWR vs. Frequency



RF VSWR vs. Frequency



Outline Drawings



Unit: mm [in]

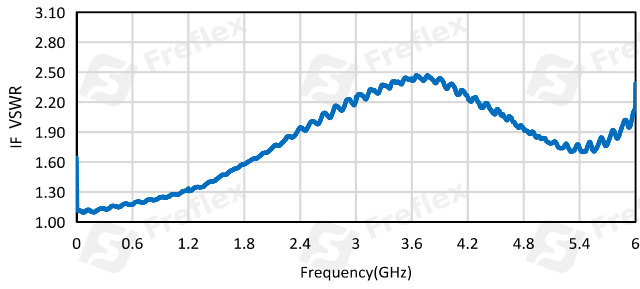
Tolerance: ±0.2mm [±0.008in]

How To Order

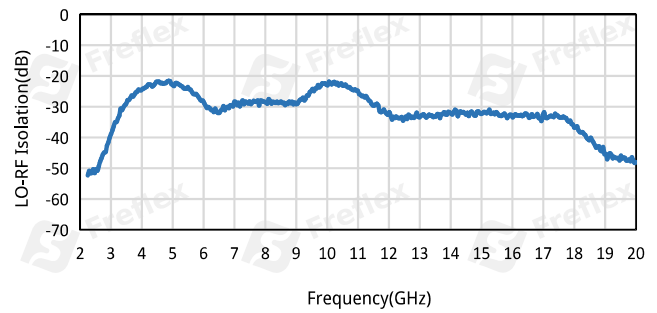
FBM-2500-18000

Customization is available upon request.

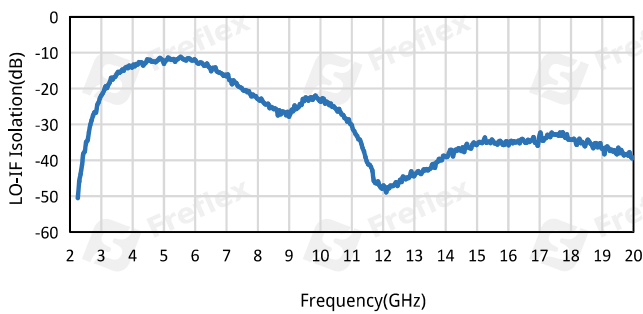
IF VSWR vs. Frequency



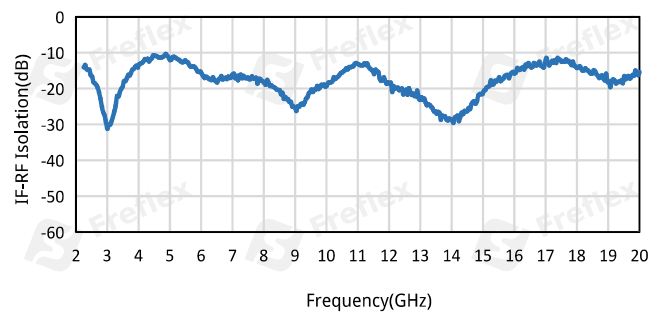
LO-RF Isolation vs. Frequency



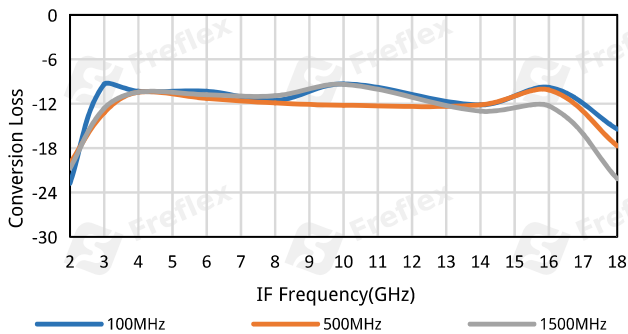
LO-IF Isolation vs. Frequency



IF-RF Isolation vs. Frequency



Conversion loss vs. Frequency (High-Side-LO)



Conversion loss vs. Frequency (Low-Side-LO)

