

## FRF-2110-2170-60

### 2.11~2.17GHz, 60dB

- |   |  |
|---|--|
| <b>Features:</b><br>* High Stopband Rejection<br>* Small Size | <b>Applications:</b><br>* Telecom<br>* Laboratory Test<br>* Receivers<br>* Instrumentation |
|---|--|

#### Electrical

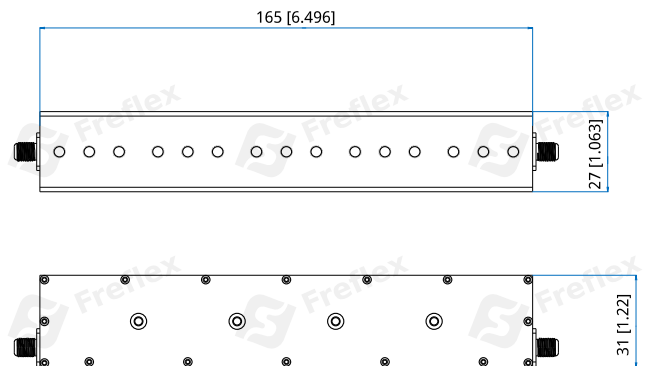
Passband:	DC~2.07GHz 2.21~6GHz
Passband Insertion Loss:	3dB max.
Passband VSWR:	2 typ.
Stopband:	2.11~2.17GHz
Stopband Attenuation:	60dB min.

#### Mechanical

Size <sup>*1</sup> :	165*31*27mm 6.496*1.22*1.063in
RF Connectors:	SMA Female
Mounting:	4-Φ2.4mm through-hole

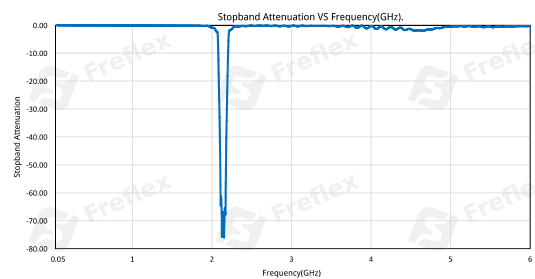
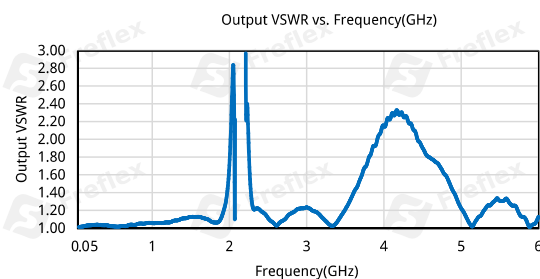
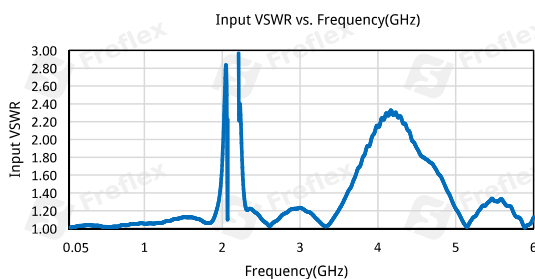
[1] Exclude connectors.

#### Outline Drawings



Unit: mm [in]  
Tolerance: ±0.8mm [±0.031in]

#### Typical Performance Curves



#### How To Order

### FRF-2110-2170-60

Customization is available upon request.