

FRF-930-960-55

930~960MHz, 55dB

- | | |
|---|--|
| Features: * High Stopband Rejection * Small Size | Applications: * Telecom * Laboratory Test * Receivers * Instrumentation |
|---|--|

Electrical

| | |
|--------------------------|--------------------------|
| Passband: | DC~910MHz 975~3000MHz |
| Passband Insertion Loss: | 3dB max. |
| Passband VSWR: | 2 max. |
| Stopband: | 930~960MHz |
| Stopband Attenuation: | 55dB min. |
| Average Power: | 50W max. |
| Impedance: | 50Ω |

Mechanical

| | |
|----------------------|--------------------------------------|
| Size ^{*1} : | 245*65.8*36mm 9.646*2.591*1.417in |
| RF Connectors: | SMA Female |
| Mounting: | 4-Φ4mm through-hole |

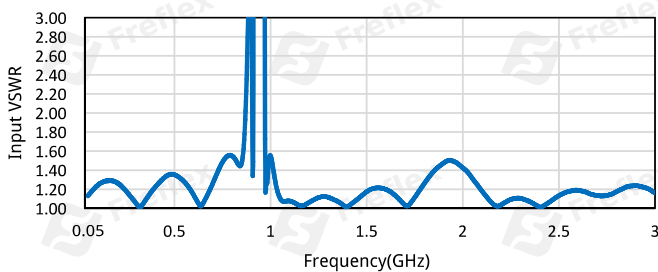
[1] Exclude connectors.

Environmental

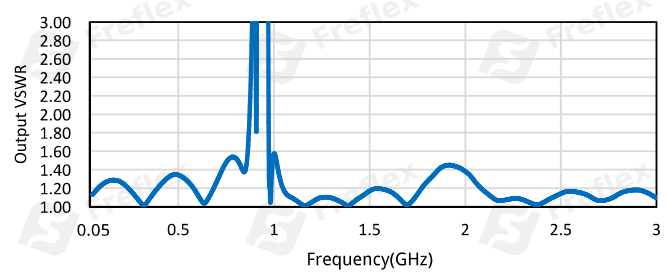
| | |
|--------------|---------|
| Temperature: | 0~+55°C |
|--------------|---------|

Typical Performance Curves

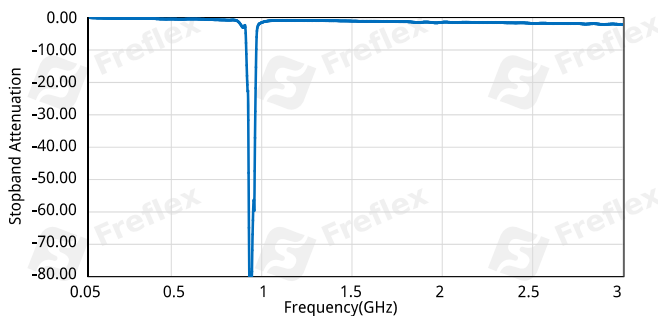
Input VSWR vs. Frequency



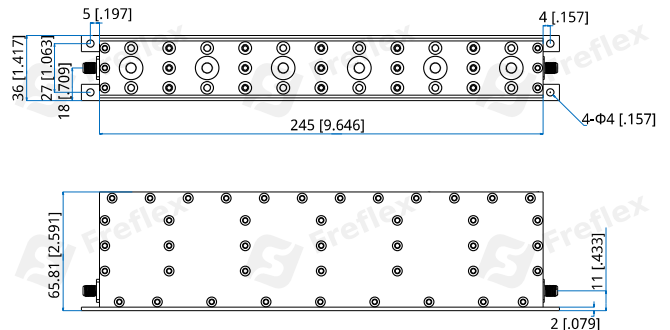
Output VSWR vs. Frequency



Stopband Attenuation vs. Frequency



Outline Drawings



Unit: mm [in]
Tolerance: ±0.8mm [±0.031in]

How To Order

FRF-930-960-55

Customization is available upon request.