


# FBT-100-26500-S

0.1~26.5GHz

Features:  
 \* Broadband  
 \* Small Size

Applications:  
 \* Telecom  
 \* Satcom  
 \* Laboratory Test  
 \* Instrumentation



## Electrical

Frequency:	0.1~26.5GHz
Insertion Loss:	2 typ.
VSWR:	1.8 typ.
Voltage:	+50V DC
Current:	700mA max.
RF Input Power:	10W max.
Impedance:	50Ω

## Mechanical

Size <sup>*1</sup> :	18*16*8mm 0.709*0.63*0.315in
Connectors:	SMA Female SMA Male
Mounting:	2-Φ2.2mm through-hole

[1] Exclude connectors

## Environmental

Operating Temperature:	-40~+65°C
Non-operating Temperature:	-55~+85°C

## How To Order

### FBT-X-Y-S-Z

X: Start frequency in MHz

Y: Stop frequency in MHz

Z: 01: SMA(f) to SMA(f), DC in Pin (Outline A)

03: SMA(m) to SMA(f), DC in Pin (Outline B)

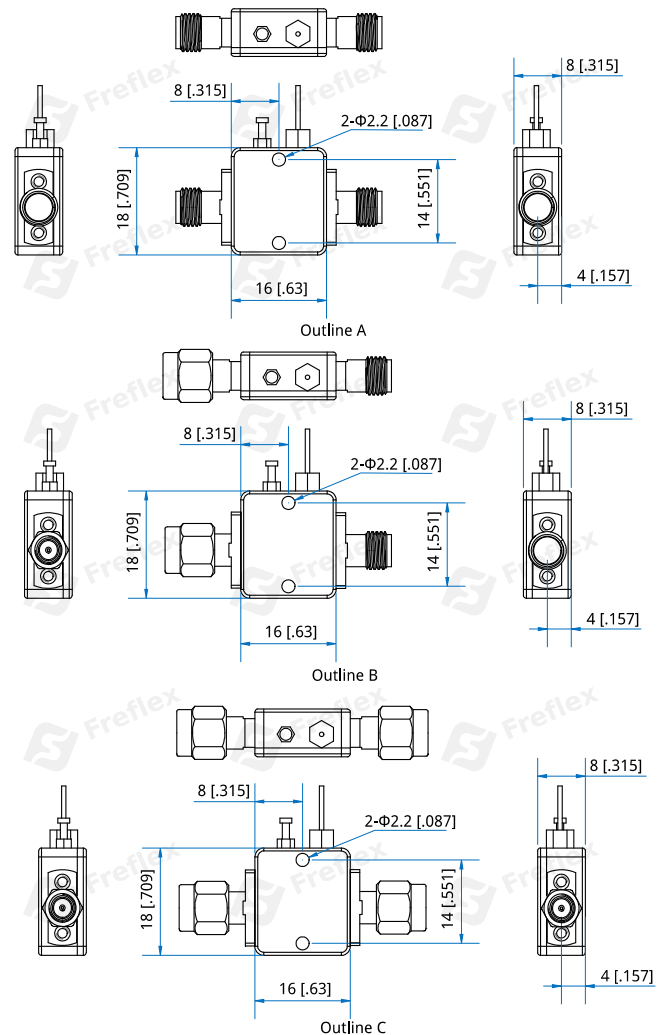
06: SMA(m) to SMA(m), DC in Pin (Outline C)

Examples:

To order a bias tee, 0.1~26.5GHz, SMA female to SMA female, DC in Pin, specify FBT-100-26500-S-01.

Customization is available upon request.

## Outline Drawings

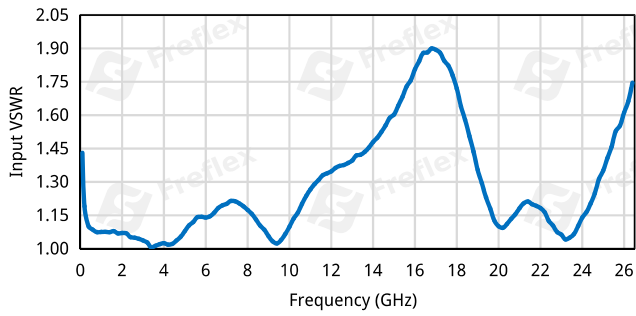


Unit: mm [in]

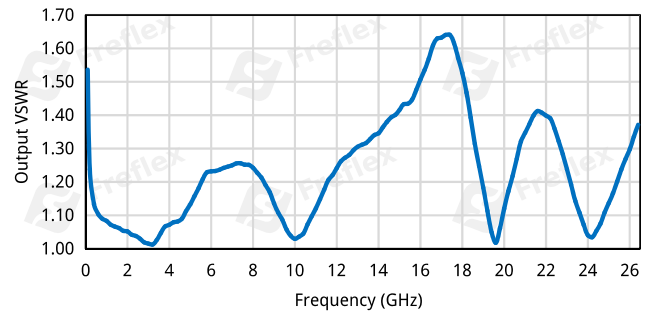
Tolerance: ±0.5mm [±0.02in]

## Typical Performance Curves

Input VSWR vs. Frequency



Output VSWR vs. Frequency



Insertion Loss vs. Frequency

