

FAPP SMP to SMP

Features:
* Low VSWR

Applications:
* Wireless
* Transmitter
* Laboratory Test
* Radar



Electrical

Frequency: DC~6GHz (only FAPP-FF-4)
DC~18GHz
VSWR: 1.3 max.
1.35 max. (Outline B, E)
Impedance: 50Ω

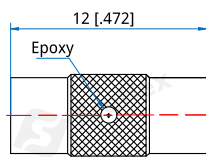
Environmental

Temperature: -55~+125°C

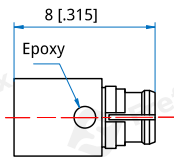
Mechanical

RF Connectors: SMP
Mating Life Cycle: 500 cycles
Outer Conductor: Passivated Stainless Steel (Outline F)
Gold Plated Brass (Outline A, G, H)
Gold Plated Beryllium Copper (Outline B, C, D, E, F)
Dielectric: PTFE
Inner Conductor: Gold Plated Beryllium Copper

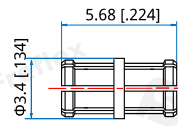
Outline Drawings



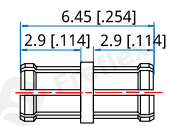
Outline A



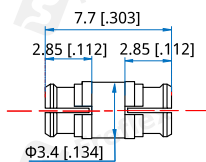
Outline B



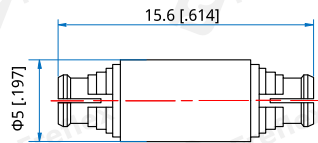
Outline C




Outline D



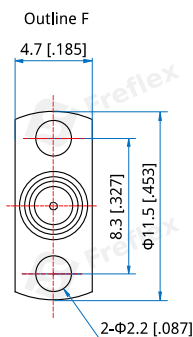

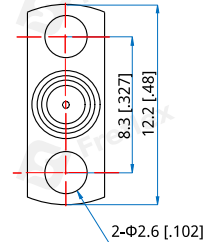
Outline E



Outline H



Outline G



Unit: mm [in]

Tolerance: ±0.2mm [±0.008in]

How To Order

FAPP-MM - SMP(m) to SMP(m), Outline A

FAPP-MF - SMP(m) to SMP(f), Outline B

FAPP-FF - SMP(f) to SMP(f), 18GHz, Outline C

FAPP-FF-1 - SMP(f) to SMP(f), Outline D

FAPP-FF-2 - SMP(f) to SMP(f), Outline E

FAPP-FF-3 - SMP(f) to SMP(f), Outline F

FAPP-FF-4 - SMP(f) to SMP(f), 6GHz, Outline C

FAPPL-MM - SMP(m) to SMP(m), Flange mount, Outline G

FAPPL-MM-1 - SMP(m) to SMP(m), Flange mount, Outline H

Customization is available upon request