

FDB-0.3-40000

300KHz~40GHz

Features:
 * Broadband
 * Low VSWR

Applications:
 * Telecom
 * Instrumentation
 * Laboratory Test
 * Radar

Electrical

Frequency Range:	300KHz~40GHz
Insertion Loss:	1.0dB max.
VSWR:	1.35 max.
Impedance:	50Ω
Voltage:	50V max.

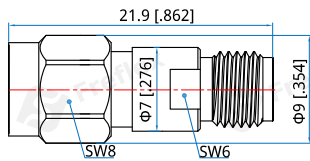
Environmental

Operating Temperature: -55~+125°C

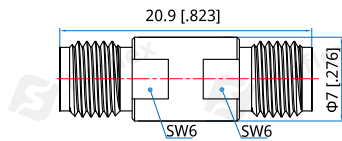
Mechanical

Connectors:	2.92mm
Mating Life Cycle:	500 cycles
Type:	Inner
Outer Conductors:	Passivated stainless steel
Inner Conductors:	Gold plated beryllium copper&Gold plated brass
Dielectric:	PEI

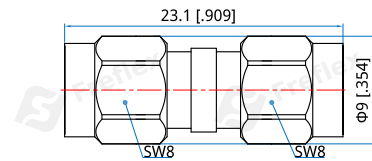
Outline Drawings



Outline A



Outline B



Outline C

Unit: mm [in]

Tolerance: ±0.4mm [±0.016in]

How To Order

FDB-0.3-40000-KKF - 2.92mm male, 2.92mm female, Outline A

FDB-0.3-40000-KFKF - 2.92mm female, 2.92mm female, Outline B

FDB-0.3-40000-KK - 2.92mm male, 2.92mm male, Outline C

Customization is available upon request.