

FDDBC-39200-59600

39.2~59.6GHz

Features:

- * Broadband
- * High Power
- * Low Insertion Loss

Applications:

- * Amplifiers
- * Transmitter
- * Laboratory Test
- * Radar

Electrical

Frequency:	39.2~59.6GHz
Coupling:	30±1, 40±1dB
VSWR (Mainline):	1.1 max.
VSWR (Coupling):	1.15 max.
Directivity:	25dB min. 27dB min. (Outline D)
Power Handling:	0.016MW

Mechanical

Interface:	WR-19 (BJ500)
Flange:	UG383/UM
Material:	Copper
Finish:	Gold-plating

Environmental

Operating Temperature: -40~+125°C

How To Order

FDDBC-39200-59600-W-X-Y-Z

W: Coupling:

- 30 - Outline A, B, C, D
- 40 - Outline D

X: Coupling Connector type

Y: Material

Z : Flange type

Connector naming rules:

- V - 1.85mm female (Outline A, C)
- 19 - WR-19 (Outline B, D)

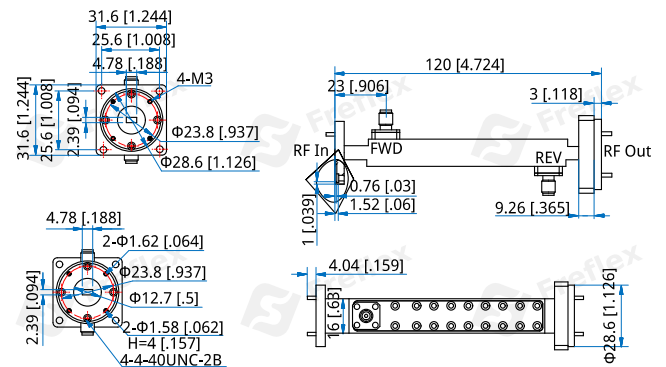
Material naming rules:

- C - Copper (Outline A, B, C, D)

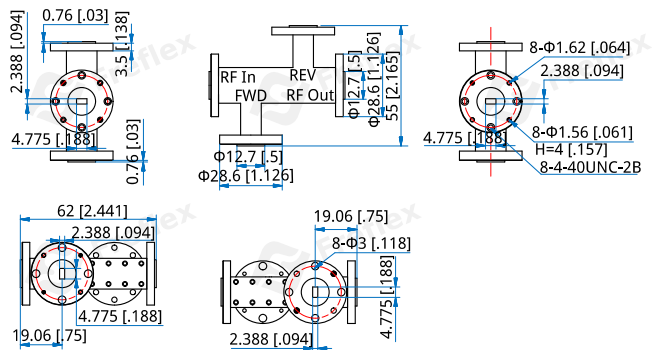
Flange naming rules:

- 10 - UG-383/UM (Outline A, B, C, D)

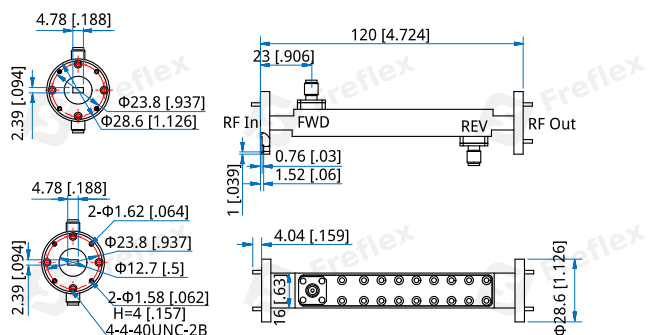
Outline Drawings



Outline A



Outline B



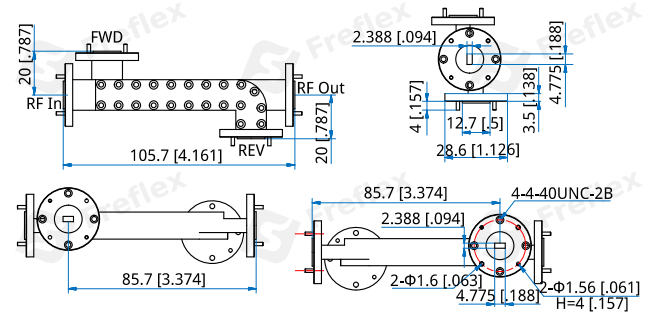
Outline C

Examples:

To order a Dual Directional Broadwall Coupler, 39.2~59.6GHz, 30dB, 1.85mm female, Copper, UG-383/UM, specify FDDBC-39200-59600-30-V-C-10.

Customization is available upon request.

Dual Directional Broadwall Couplers



Outline D

Unit: mm [in]

Tolerance: ± 0.2 mm [± 0.008 in]