

FL-50-6000-17

0.05~6GHz, 17dBm

Features:
* Broadband

Applications:
* Wireless
* Transmitter
* Laboratory Test
* Radar



Electrical

Frequency:	0.05~6GHz
Insertion Loss:	0.9dB max.
Flat Leakage:	17dBm typ.
VSWR:	2 max.
Input Power:	47dBm max.
Impedance:	50Ω

Absolute Maximum Ratings^{*1}

Input Power:	48dBm
Peak Power:	50dBm (10μS pulse width, 10% duty cycle)

[1] Permanent damage may occur if any of these limits are exceeded.

Mechanical

Size ^{*1} (SMA):	24*20*12mm 0.945*0.787*0.472in
Size ^{*1} (N):	24*20*20mm 0.945*0.787*0.787in
RF Connectors:	SMA Female (Outline A) N Female (Outline B)
Mounting:	4-Φ2.2mm through-hole

[1] Exclude connectors.

Environmental

Operating Temperature:	-45~+85°C
Non-Operating Temperature:	-55~+150°C

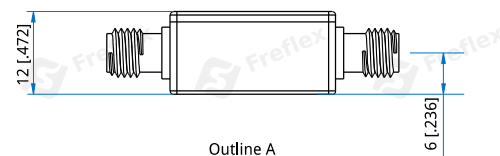
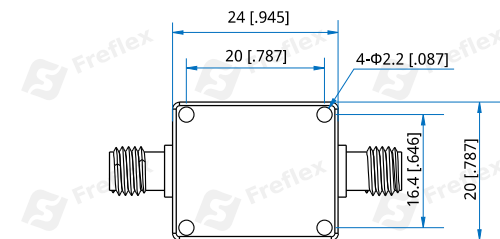
How To Order

[FL-50-6000-17-S](#)

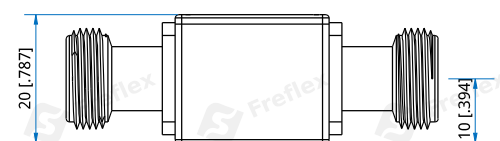
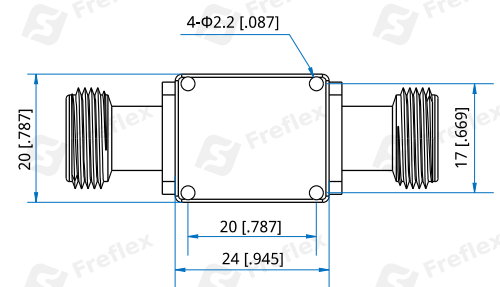
[FL-50-6000-17-N](#)

Customization is available upon request.

Outline Drawings



Outline A



Outline B

Unit: mm [in]

Tolerance: ±0.5mm [±0.02in]

Typical Performance Curves
