

FLA-1000-6000-45-20

1~6GHz, 45dB, 2.0dB

Features:
 * Broadband
 * Low Noise

Applications:
 * Wireless
 * Receiver
 * Laboratory Test
 * Radar



Electrical

Frequency:	1~6GHz
Gain:	45dB typ.
Gain Flatness:	±2dB typ.
Output Power (P1dB):	19dBm typ.
Noise Figure:	2.0dB typ.
Spurious:	-60dBc max.
VSWR:	2 typ.
Voltage:	+5V DC (Outline A) +6~15V DC (Outline B)
Current:	200mA typ.
Impedance:	50Ω

Absolute Maximum Ratings*1

RF Input Power:	-25dBm
Voltage:	+7V (Outline A) +20V (Outline B)

[1] Permanent damage may occur if any of these limits are exceeded.

Mechanical

RF Connectors: SMA Female

How To Order

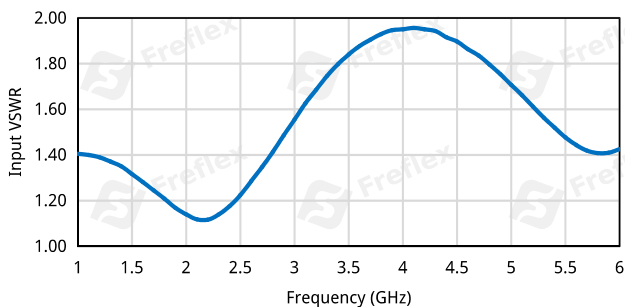
[FLA-1000-6000-45-20](#) - Outline A

[FLA-1000-6000-45-20-1](#) - Outline B

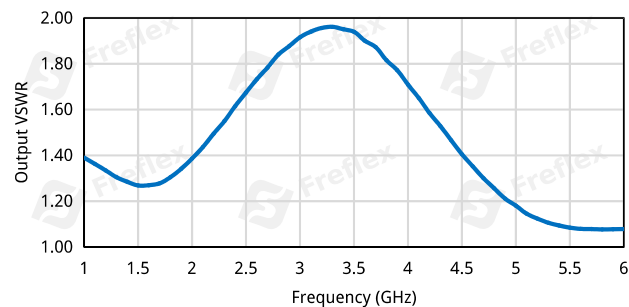
Customization is available upon request.

Typical Performance Curves

Input VSWR vs. Frequency



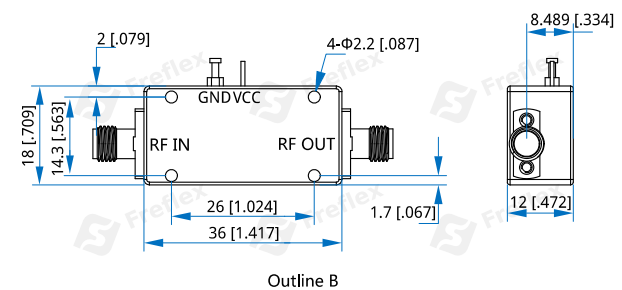
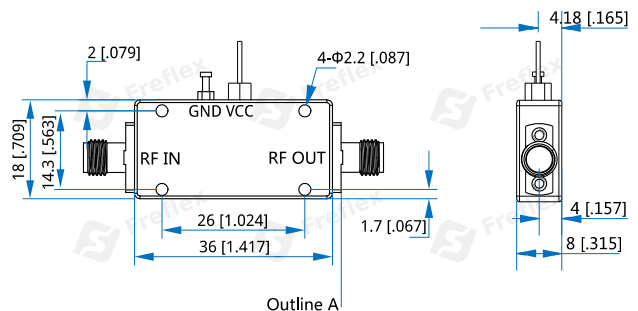
Output VSWR vs. Frequency



Environmental

Operating Temperature: -20~+60°C
 Non-operating Temperature: -40~+85°C

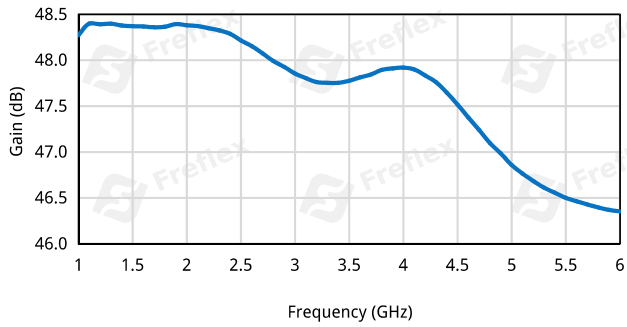
Outline Drawings



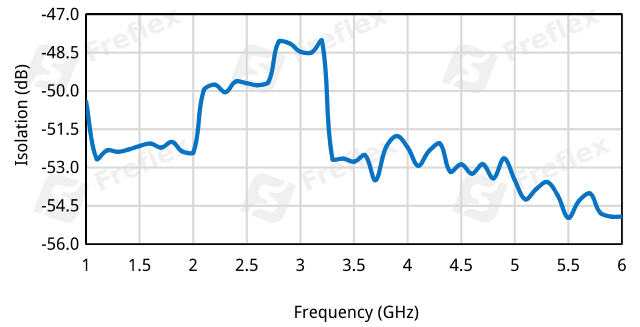
Unit: mm [in]

Tolerance: ±0.2mm [±0.008in]

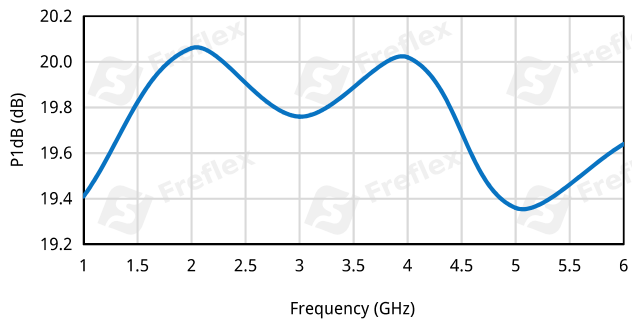
Gain vs. Frequency



Isolation vs. Frequency



P1dB vs. Frequency



Noise Figure vs. Frequency

