


FLA-50-4000-20-15

0.05~4GHz, 20dB, 1.5dB

Features:
 * Broad Band
 * Low Noise

Applications:
 * Wireless
 * Receiver
 * Laboratory Test
 * Radar



Electrical

Frequency:	0.05~4GHz
Small Signal Gain:	20dB typ.
Gain Flatness:	±1.5dB max.
Output Power (P1dB):	20dBm typ.
IP3:	32dBm typ.@0.05~3GHz 28dBm typ.@3~4GHz
Noise Figure:	1.5dB typ.
Input VSWR:	1.5 typ.
output VSWR:	1.5 typ.
Voltage:	+5V DC typ.
Current:	70mA typ.
Impedance:	50Ω

Absolute Maximum Ratings

RF Input Power:	20dBm
Voltage:	+10V
Current:	120mA

Mechanical

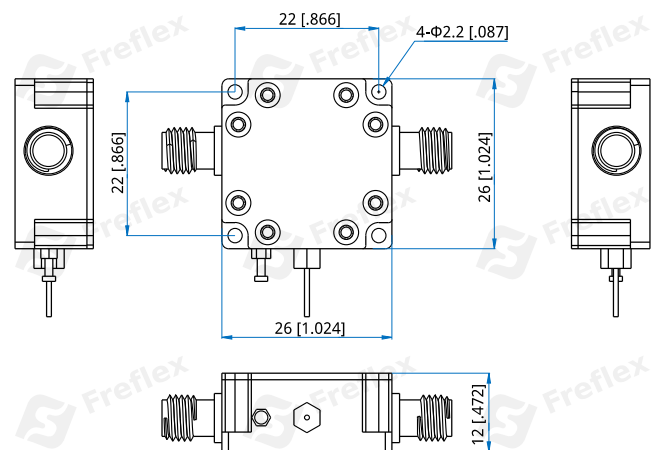
Size*1:	26*26*12mm 1.024*1.024*0.472in
RF Connectors:	SMA Female
Mounting:	4-Φ2.2mm through-hole

[1] Exclude connectors.

Environmental

Operating Temperature:	-40~+70°C
Non-operating Temperature:	-55~+100°C

Outline Drawings



Unit: mm [in]
 Tolerance: ±0.2mm [±0.008in]

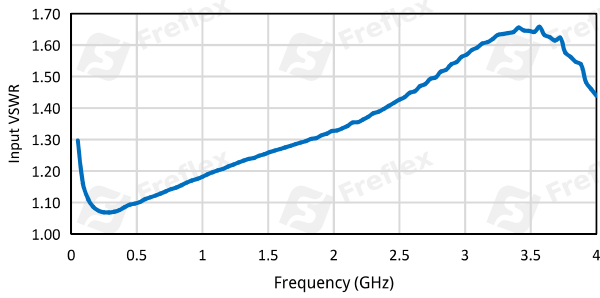
How To Order

FLA-50-4000-20-15

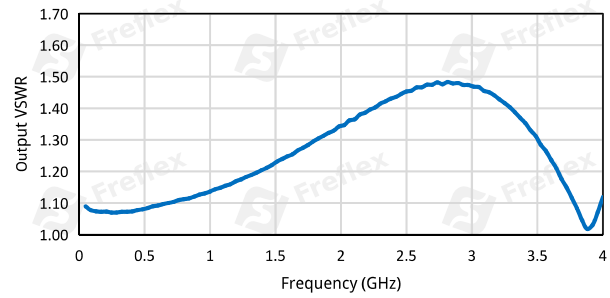
Customization is available upon request.

Typical Performance Curves

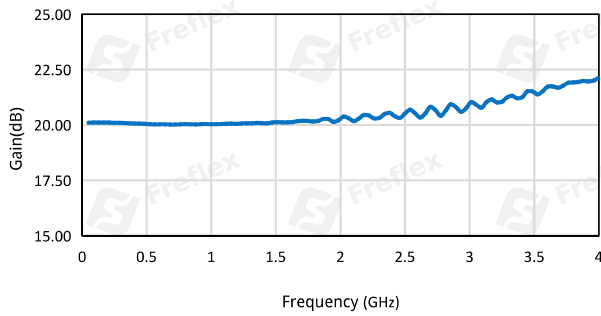
Input VSWR vs. Frequency



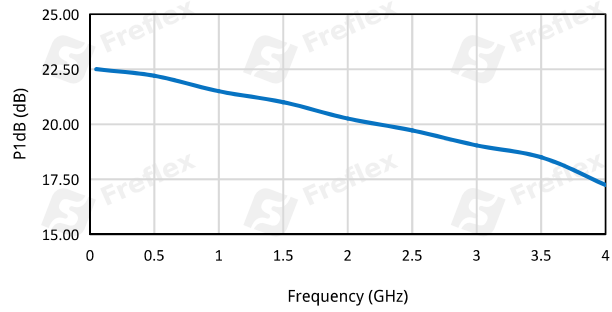
Output VSWR vs. Frequency



Gain vs. Frequency



P1dB vs. Frequency



Noise Figure vs. Frequency

