


## FLA-6000-18000-38-15

6~18GHz, 38dB, 1.5dB

Features:  
 \* Broadband  
 \* Low Noise

Applications:  
 \* Wireless  
 \* Receiver  
 \* Laboratory Test  
 \* Radar



### Electrical

Frequency:	6~18GHz
Gain:	38dB typ.
Gain Flatness:	±1.5dB typ.
Output Power (P1dB):	18dBm min.
Noise Figure:	1.5dB typ.
Spurious:	-60dBc max.
VSWR:	1.6 typ.
Voltage:	+5V DC (Outline A) +6~15V DC (Outline B)
Current:	100mA typ.
Impedance:	50Ω

### Absolute Maximum Ratings\*1

RF Input Power:	+20dBm
Voltage:	+7V (Outline A) +20V (Outline B)

[1] Permanent damage may occur if any of these limits are exceeded.

### Mechanical

RF Connectors: SMA Female

### How To Order

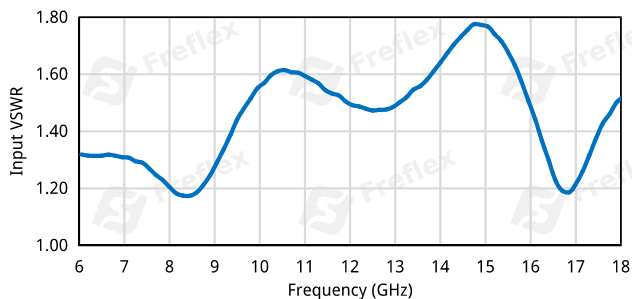
[FLA-6000-18000-38-15](#) - Outline A

[FLA-6000-18000-38-15-1](#) - Outline B

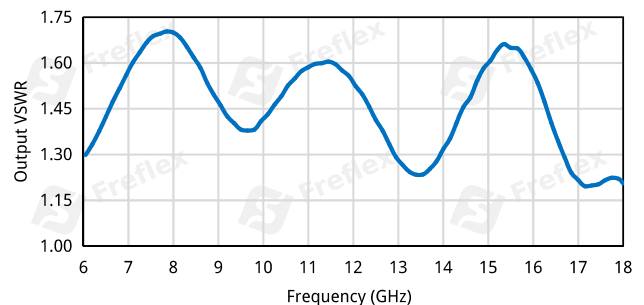
Customization is available upon request.

### Typical Performance Curves

Input VSWR vs. Frequency



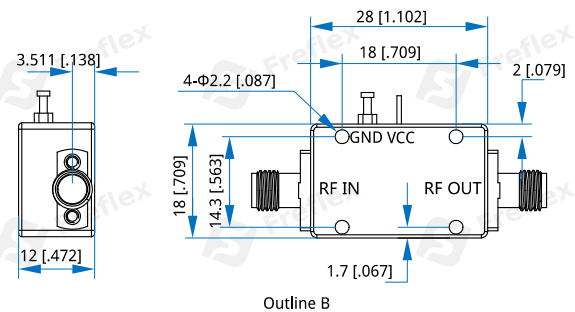
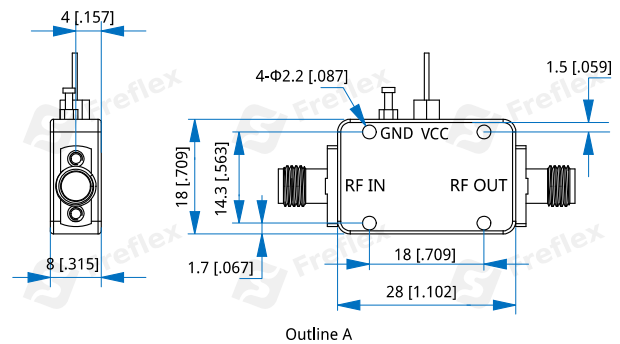
Output VSWR vs. Frequency



### Environmental

Operating Temperature: -20~+60°C  
 Non-operating Temperature: -40~+85°C

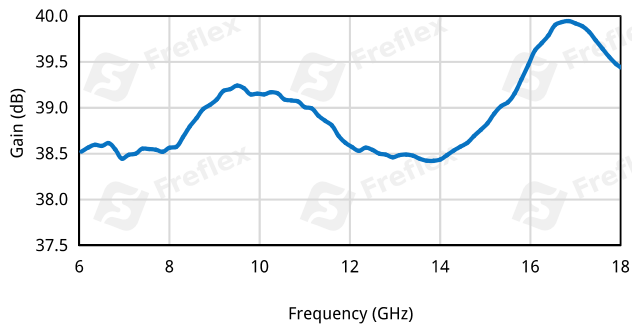
### Outline Drawings



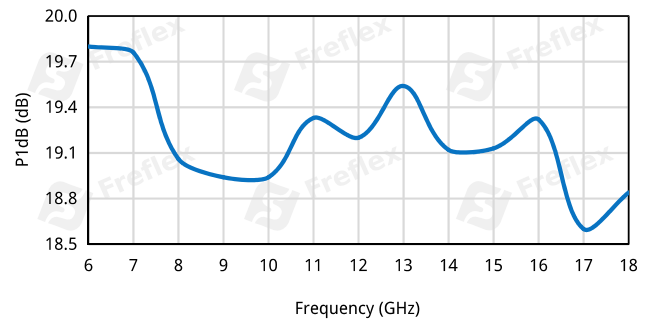
Unit: mm [in]

Tolerance: ±0.5mm [±0.02in]

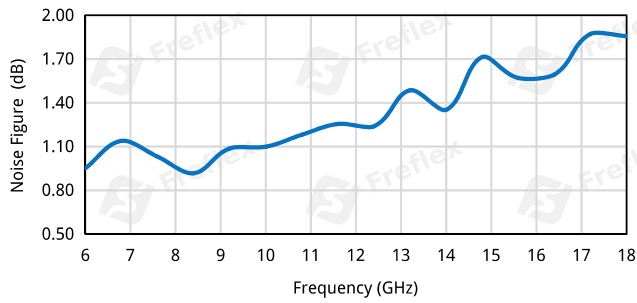
Gain vs. Frequency



P1dB vs. Frequency



Noise Figure vs. Frequency



Isolation vs. Frequency

