

FPA-18000-40000-17-25S

18~40GHz, 17dB, 25dBm

Features:
 * Small Size
 * Low Power Consumption

Applications:
 * Wireless
 * Transmitter
 * Laboratory Test



Description

This product series utilizes ultra-wideband power amplifiers operating from 18 to 40GHz. The lineup includes:

- Power amplifier modules powered by a 5V DC supply;
- Amplifier systems with integrated switching-mode power supplies (SMPS) accepting 85-265V AC input, recommended for most applications.

Electrical

Frequency:	18~40GHz
Gain:	17dB typ.
Gain Flatness:	±1.5dB typ.
Output Power (P1dB):	24dBm typ.
Output Power (Psat):	25dBm typ.
Harmonic:	-15dBc typ.
Spurious:	-40dBc typ.
VSWR:	1.8 typ.
Reverse Isolation:	-30dB typ.
Noise Figure:	4.5 typ.
Voltage:	+5V DC (Outline A) +85~+265V AC (Outline B)
Current:	0.5A typ.
Impedance:	50Ω

Absolute Maximum Ratings*1

RF Input Power:	+18dBm
Voltage:	+6V (Outline A)

[1] Permanent damage may occur if any of these limits are exceeded.

Mechanical

RF Connectors: 2.92mm Female (Removable)

Environmental

Operating Temperature:	-45~+85°C
Non-operating Temperature:	-55~+125°C

How To Order

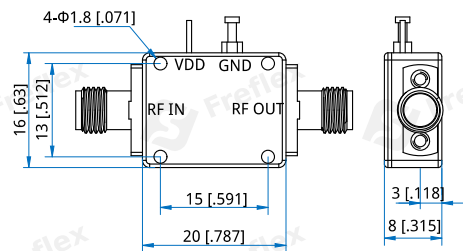
[FPA-26500-40000-17-25S](#) - Outline A

[FPAS-26500-40000-17-25S](#) - Outline B, AC-powered unit

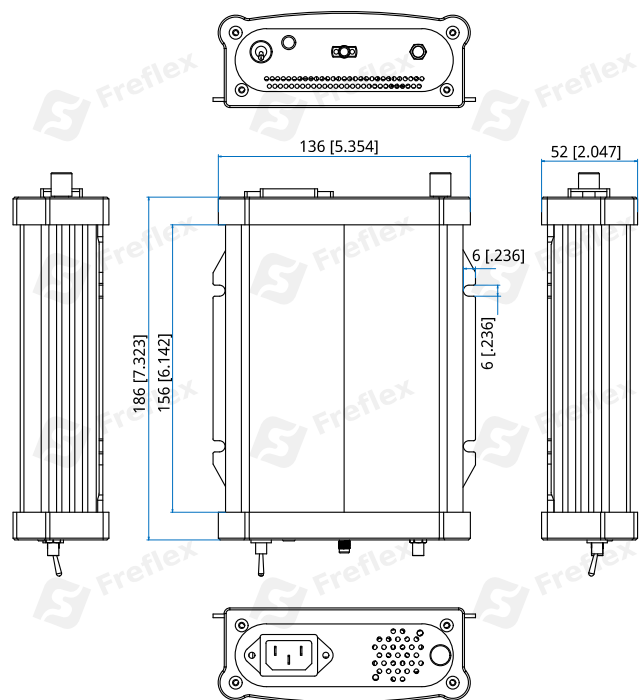
integrates a switching-mode power supply.

Customization is available upon request.

Outline Drawings



Outline A



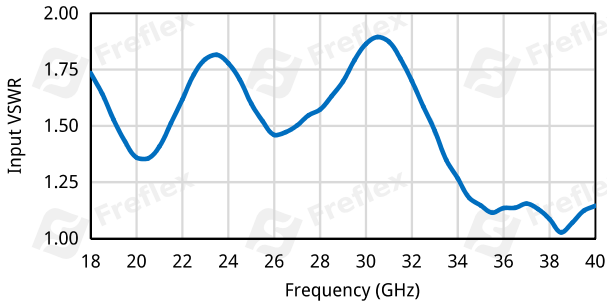
Outline B: Enclosure 0-000009

Unit: mm [in]

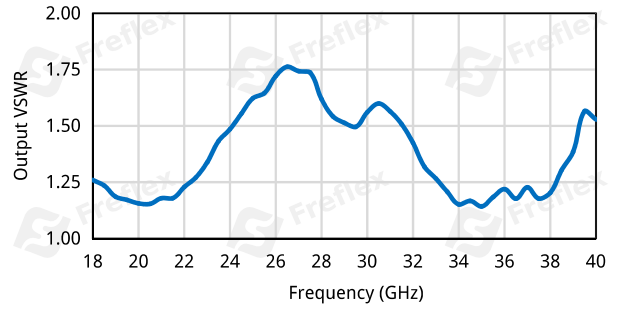
Tolerance: ±0.5mm [±0.02in]

Typical Performance Curves

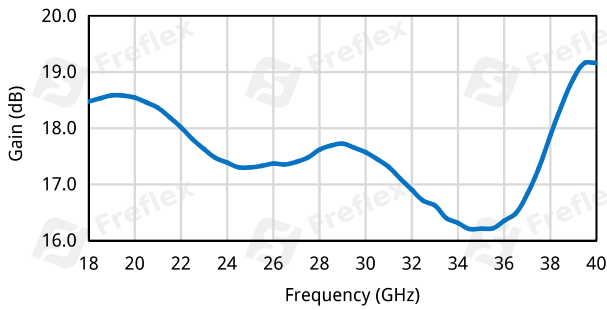
Input VSWR vs. Frequency



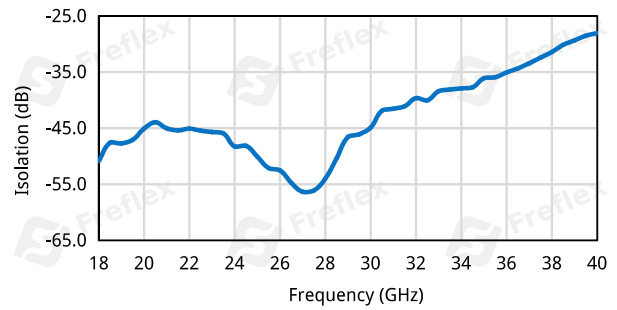
Output VSWR vs. Frequency



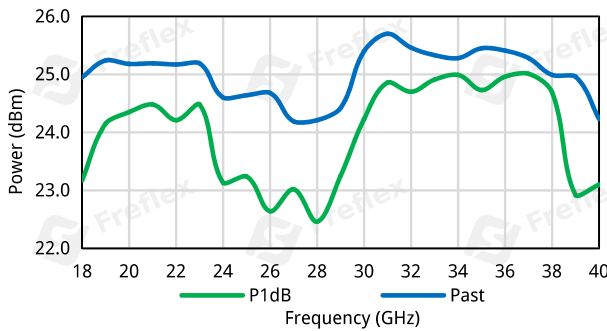
Gain vs. Frequency



Isolation vs. Frequency



Power vs. Frequency



Noise Figure vs. Frequency

