

FWTS51-20

WR-51, 20W

Features:
* Low VSWR

Applications:
* Transmitters
* Antennas
* Laboratory Test
* Impedance Matching

Electrical

Frequency: 14.5~22GHz
Average Power: 20W
VSWR: 1.2 max.

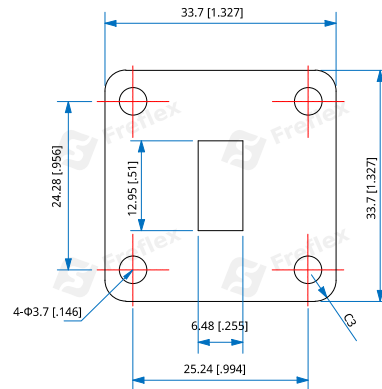
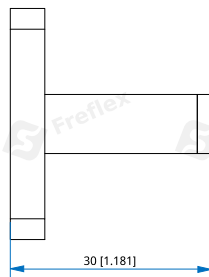
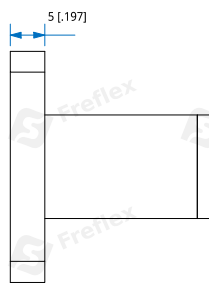
Mechanical

Waveguide Size: WR-51 (BJ180)
Flange: UG COVER

Environmental

Temperature: -55~+125°C

Outline Drawings



Outline A

Unit: mm [in]
Tolerance: $\pm 0.5\text{mm}$ [$\pm 0.02\text{in}$]

How To Order

FWTS51-20-Y-Z

Y : Material

Z : Flange type

Material naming rules:
A - Aluminum (Outline A)

Flange naming rules:
11 - UG COVER (Outline A)

Examples:
To order a small size waveguide termination, WR-51, 20W, Aluminum, UG COVER, specify FWTS51-20-A-11.

Customization is available upon request.