


# FPS2-100-4000-A

## SPDT, 0.1~4GHz, Absorptive

Features:  
 \* Low Insertion Loss  
 \* High Isolation

Applications:  
 \* Wireless  
 \* Transmitter  
 \* Laboratory Test  
 \* Radar



### Electrical

Frequency:	0.1~4GHz
Supply Voltage:	+5±0.5V
Current:	50mA typ.
Control:	TTL High - 1 TTL Low/NC - 0

Frequency range (GHz)	Insertion Loss (dB)	Isolation (dB)	VSWR (On state)
0.1~1	1.4	40	1.8
1~3.5	1.4	40	1.2
3.5~4	1.8	35	1.2

### Absolute Maximum Ratings

RF Input Power:	+26dBm
Control Voltage Range:	-0.5~+7V DC
Hot Switch Power:	+18dBm

### Mechanical

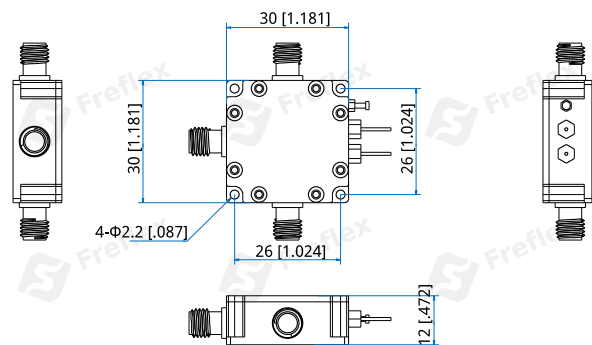
Size <sup>*1</sup> :	30*30*12mm 1.181*1.181*0.472in
Switching Time:	100ns max.
RF Connectors:	SMA Female
Power Supply Connectors:	Feed Through/Terminal Post
Mounting:	4-Φ2.2mm through-hole

[1] Exclude connectors.

### Environmental

Operating Temperature:	-40~+85°C
Non-operating Temperature:	-65~+150°C

### Outline Drawings



Unit: mm [in]  
 Tolerance: ±0.2mm [±0.008in]

### Control True Table

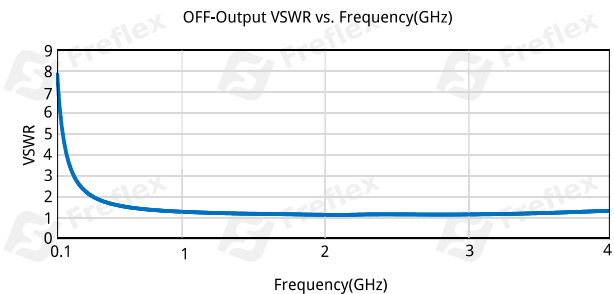
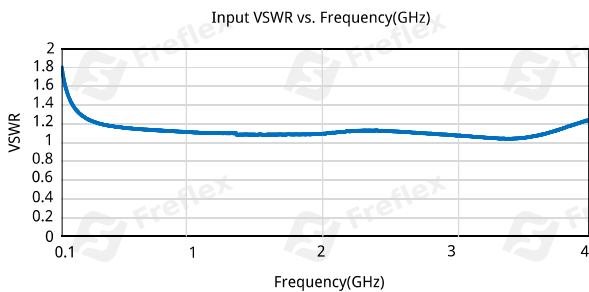
Control	Connection
0	J0 - J2 On
1	J0 - J1 On

### How To Order

**FPS2-100-4000-A**

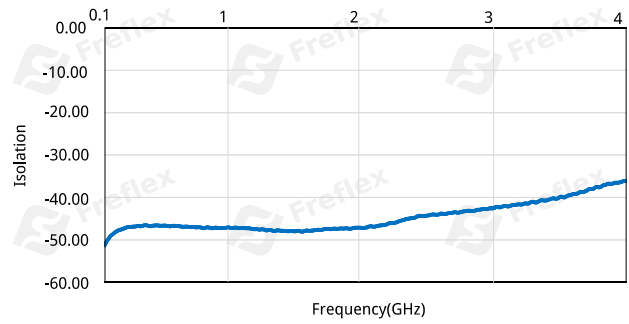
Customization is available upon request.

### Typical Performance Curves

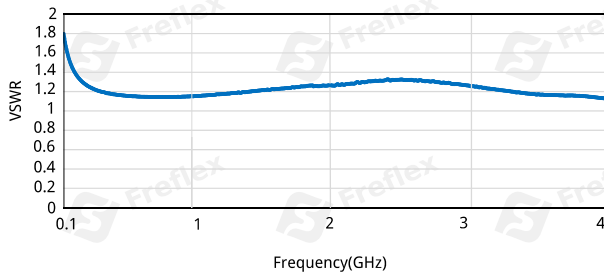


# PIN Diode Switch

Isolation vs. Frequency(GHz)



ON-Output VSWR vs. Frequency(GHz)



Insertion Loss vs. Frequency(GHz)

