

FRHA10

73.8~112GHz, WR-10

Features:
* Broadband

Applications:
* Wireless
* Transceiver
* Laboratory Test
* Broadcast

Electrical

Frequency: 73.8~112GHz
Gain: 15, 20, 25dB
VSWR: 1.2 max. (Outline A, B, C)
1.6 max.

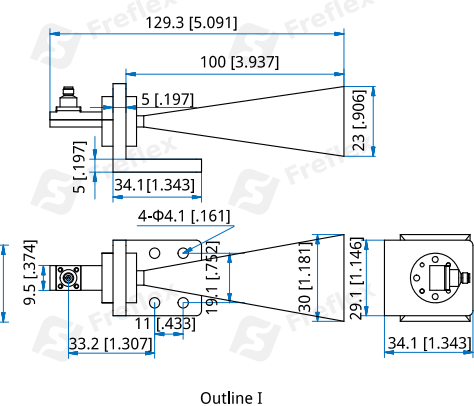
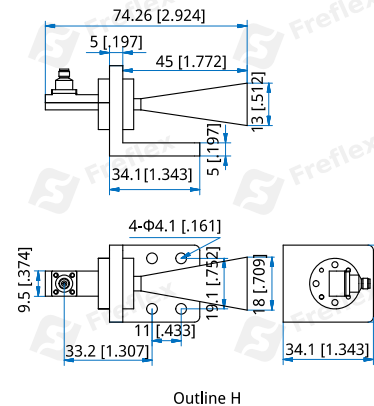
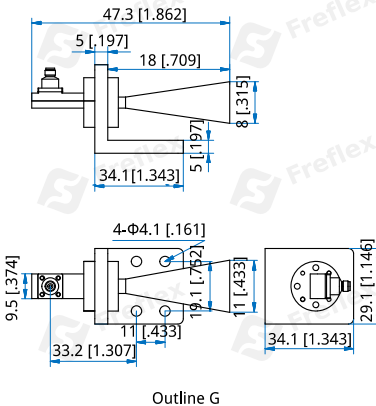
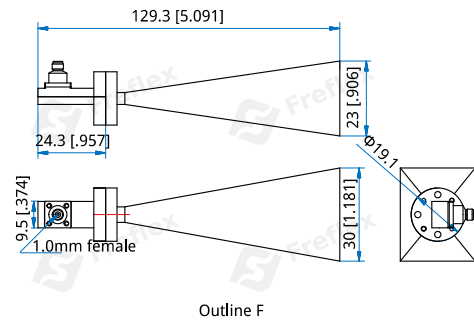
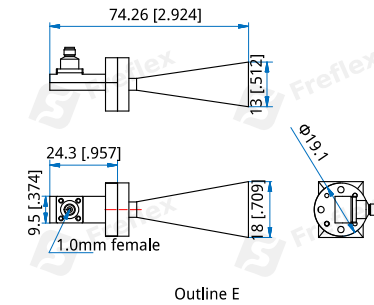
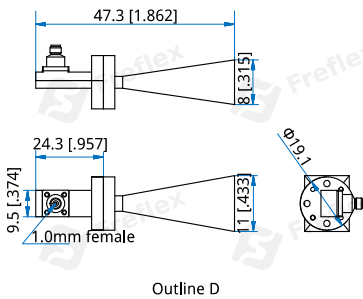
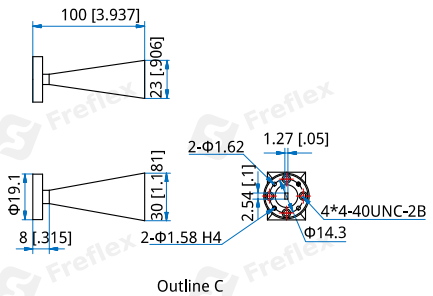
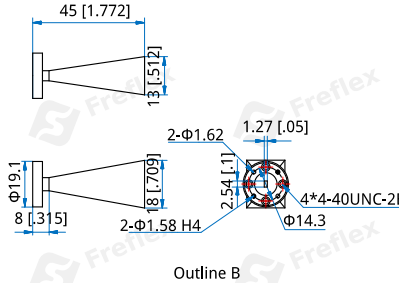
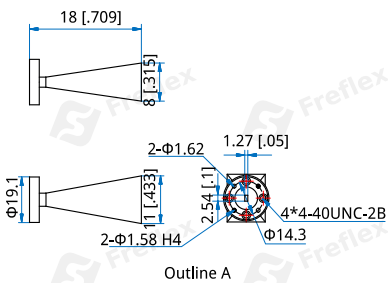
Mechanical

Interface: WR-10 (BJ900)
Flange: UG387/UM
Material: Brass

Environmental

Temperature: -55~+165°C

Outline Drawings



Standard Gain Horn Antennas

Unit: mm [in] Tolerance: $\pm 0.5\text{mm}$ [$\pm 0.02\text{in}$]

How To Order

FRHA10-X-Y-Z

X: Gain in dB

15dB - Outline A, D, G

20dB - Outline B, E, H

25db - Outline C, F, I

Y: Connector type if applicable

Z: Installation method if applicable

Connector naming rules:

1 - 1.0mm Female

Pannel Mount naming rules:

P - Pannel Mount (Outline G, H, I)

Examples:

To order an antenna, 73.8-112GHz, 15dB, WR-10, 1.0mm female, Pannel Mount, specify FRHA10-15-1-P.

Customization is available upon request.